


EMPRESA SOCIAL DEL ESTADO BARRANCABERMEJA
EJECUCION DE INGRESOS POR RECAUDOS

PERIODO

Periodo comprendido entre: ENERO 01 DE 2022 y MARZO 31 DE 2022

| CODIGO PPTAL | DENOMINACION PPTAL | PPTO INICIAL | ADICIONES | REDUCCION | CREDITO | CONTRA CREDITOS | PPTO DEFINITIVO | RECONOCIMIENTO | | | | |
|----------------|--|----------------|---------------|-----------|---------|-----------------|-----------------|----------------|---------------|---------------|-------------------------|--------------------|
| | | | | | | | | ENERO | FEBRERO | MARZO | RECOCIMIENTO ACUMULADAS | SALDO POR EJECUTAR |
| I. | PRESUPUESTO DE INGRESOS | 16,823,805,546 | 9,602,968,255 | 0 | 0 | 0 | 26,426,773,801 | 1,491,270,035 | 2,082,195,298 | 9,822,387,027 | 13,395,852,359 | 13,030,921,442 |
| I.0000 | DISPONIBILIDAD INICIAL | 0 | 6,903,056,476 | 0 | 0 | 0 | 6,903,056,476 | 0 | 0 | 6,903,056,476 | 6,903,056,476 | 0 |
| I.1000 | INGRESOS CORRIENTES | 15,323,805,546 | 216,657,760 | 0 | 0 | 0 | 15,540,463,306 | 1,026,425,906 | 1,286,821,679 | 1,367,381,689 | 3,680,629,274 | 11,859,834,032 |
| I.1100 | INGRESOS DE EXPLOTACION | 14,306,500,000 | 216,657,760 | 0 | 0 | 0 | 14,523,157,760 | 1,026,425,906 | 1,286,821,679 | 1,367,381,689 | 3,680,629,274 | 10,842,528,486 |
| I.1110 | Venta de Servicios | 14,306,500,000 | 216,657,760 | 0 | 0 | 0 | 14,523,157,760 | 1,026,425,906 | 1,286,821,679 | 1,367,381,689 | 3,680,629,274 | 10,842,528,486 |
| I.1111 | Régimen Contributivo | 200,000,000 | 0 | 0 | 0 | 0 | 200,000,000 | 7,877,222 | 12,189,547 | 15,052,504 | 35,119,273 | 164,880,727 |
| I.1112 | Régimen Subsidiado | 13,980,000,000 | 0 | 0 | 0 | 0 | 13,980,000,000 | 993,176,565 | 1,115,522,246 | 1,303,885,697 | 3,412,584,508 | 10,567,415,492 |
| I.1112-01 | Subsidios Totales | 13,980,000,000 | 0 | 0 | 0 | 0 | 13,980,000,000 | 993,176,565 | 1,115,522,246 | 1,303,885,697 | 3,412,584,508 | 10,567,415,492 |
| I.1113 | Ecat- Soat | 5,000,000 | 0 | 0 | 0 | 0 | 5,000,000 | 374,238 | 133,978 | 623,466 | 1,131,682 | 3,868,318 |
| I.1114 | Cuotas de Recuperación | 41,500,000 | 0 | 0 | 0 | 0 | 41,500,000 | 5,550,181 | 2,811,050 | 2,564,200 | 10,925,431 | 30,574,569 |
| I.1115 | Particulares | 80,000,000 | 0 | 0 | 0 | 0 | 80,000,000 | 9,167,662 | 2,821,954 | 18,808,962 | 30,798,578 | 49,201,422 |
| I.1116 | Otras I.P.S | 0 | 0 | 0 | 0 | 0 | 0 | 0 | 0 | 0 | 0 | 0 |
| I.1117 | Otras Entidades, Convenio | 0 | 0 | 0 | 0 | 0 | 0 | 10,280,038 | 153,342,904 | -155,488,678 | 8,134,264 | -8,134,264 |
| I.1117-01 | Convenio Municipio - Vinculados | 0 | 0 | 0 | 0 | 0 | 0 | 0 | 0 | 0 | 0 | 0 |
| I.1117-03 | APS | 0 | 0 | 0 | 0 | 0 | 0 | 0 | 0 | 0 | 0 | 0 |
| I.1117-04 | Otros Contratos Interadministrativos | 0 | 0 | 0 | 0 | 0 | 0 | 10,280,038 | 153,342,904 | -155,488,678 | 8,134,264 | -8,134,264 |
| I.1117-05-ECOP | Contrato Ecopetrol | 0 | 0 | 0 | 0 | 0 | 0 | 0 | 0 | 0 | 0 | 0 |
| I.1117-06- | Otros aportes de la nacion No Ligados a La Venta de Servicios de Salud | 0 | 0 | 0 | 0 | 0 | 0 | 0 | 0 | 0 | 0 | 0 |
| I.1118 | Plan de Intervenciones Colectivas | 1,017,305,546 | 0 | 0 | 0 | 0 | 1,017,305,546 | 0 | 0 | 0 | 0 | 1,017,305,546 |
| I.1119 | AGENDAMIENTO Y APLICACION DE LA VACUNA CONTRA EL COVID-19 | 0 | 216,657,760 | 0 | 0 | 0 | 216,657,760 | 0 | 0 | 181,935,538 | 181,935,538 | 34,722,222 |
| I.1200 | APORTES | 0 | 0 | 0 | 0 | 0 | 0 | 0 | 0 | 0 | 0 | 0 |
| I.1212 | Situado Fiscal- Aportes Patronales | 0 | 0 | 0 | 0 | 0 | 0 | 0 | 0 | 0 | 0 | 0 |
| I.1213 | Aportes PSFF | 0 | 0 | 0 | 0 | 0 | 0 | 0 | 0 | 0 | 0 | 0 |
| I.1214 | Aportes Nacion | 0 | 0 | 0 | 0 | 0 | 0 | 0 | 0 | 0 | 0 | 0 |
| I.1215 | Aportes Municipio | 0 | 0 | 0 | 0 | 0 | 0 | 0 | 0 | 0 | 0 | 0 |
| I.1300 | OTROS INGRESOS CORRIENTES | 0 | 0 | 0 | 0 | 0 | 0 | 0 | 0 | 0 | 0 | 0 |
| I.1330 | Otros Ingresos | 0 | 0 | 0 | 0 | 0 | 0 | 0 | 0 | 0 | 0 | 0 |
| I.2000 | INGRESOS DE CAPITAL | 1,500,000,000 | 2,483,254,019 | 0 | 0 | 0 | 3,983,254,019 | 464,844,129 | 795,373,619 | 1,551,948,861 | 2,812,166,608 | 1,171,087,410 |
| I.2100 | Recuperación de Cartera | 1,500,000,000 | 2,483,242,841 | 0 | 0 | 0 | 3,983,242,841 | 464,450,207 | 795,018,992 | 1,551,600,524 | 2,811,069,723 | 1,172,173,118 |
| I.2101 | Rendimientos Financieros | 0 | 11,178 | 0 | 0 | 0 | 11,178 | 393,922 | 354,626 | 348,337 | 1,096,885 | -1,085,708 |


ELISA FERNANDA PEÑA REYES
 Subdirectora Administrativa y Financiera

**EMPRESA SOCIAL DEL ESTADO BARRANCABERMEJ
EJECUCION DE INGRESOS**

| | | RECAUDOS | | | | |
|----------------|--|----------------------|----------------------|----------------------|-----------------------|--------------------|
| CODIGO PPTAL | DENOMINACION PPTAL | ENERO | FEBRERO | MARZO | RECAUDOS ACUMULADO | CUENTAS POR COBRAR |
| I. | PRESUPUESTO DE INGRESOS | 1,454,941,117 | 1,931,066,582 | 9,497,616,755 | 12,883,624,454 | 512,227,905 |
| I.0000 | DISPONIBILIDAD INICIAL | 0 | 0 | 6,903,056,476 | 6,903,056,476 | 0 |
| I.1000 | INGRESOS CORRIENTES | 990,096,988 | 1,135,692,963 | 1,042,611,417 | 3,168,401,369 | 512,227,905 |
| I.1100 | INGRESOS DE EXPLOTACION | 990,096,988 | 1,135,692,963 | 1,042,611,417 | 3,168,401,369 | 512,227,905 |
| I.1110 | Venta de Servicios | 990,096,988 | 1,135,692,963 | 1,042,611,417 | 3,168,401,369 | 512,227,905 |
| I.1111 | Régimen Contributivo | 0 | 147,084 | 293,576 | 440,660 | 34,678,613 |
| I.1112 | Régimen Subsidiado | 974,266,769 | 987,526,189 | 1,012,939,850 | 2,974,732,809 | 437,851,699 |
| I.1112-01 | Subsidios Totales | 974,266,769 | 987,526,189 | 1,012,939,850 | 2,974,732,809 | 437,851,699 |
| I.1113 | Ecat- Soat | 0 | 0 | 366,931 | 366,931 | 764,751 |
| I.1114 | Cuotas de Recuperación | 5,550,181 | 2,811,050 | 2,564,200 | 10,925,431 | 0 |
| I.1115 | Particulares | 0 | 0 | 0 | 0 | 30,798,578 |
| I.1116 | Otras I.P.S | 0 | 0 | 0 | 0 | 0 |
| I.1117 | Otras Entidades, Convenio | 10,280,038 | 145,208,640 | -155,488,678 | 0 | 8,134,264 |
| I.1117-01 | Convenio Municipio - Vinculados | 0 | 0 | 0 | 0 | 0 |
| I.1117-03 | APS | 0 | 0 | 0 | 0 | 0 |
| I.1117-04 | Otros Contratos Interadministrativos | 10,280,038 | 145,208,640 | -155,488,678 | 0 | 8,134,264 |
| I.1117-05-ECOP | Contrato Ecopetrol | 0 | 0 | 0 | 0 | 0 |
| I.1117-06- | Otros aportes de la nacion No Ligados a La Venta de Servicios de Salud | 0 | 0 | 0 | 0 | 0 |
| I.1118 | Plan de Intervenciones Colectivas | 0 | 0 | 0 | 0 | 0 |
| I.1119 | AGENDAMIENTO Y APLICACION DE LA VACUNA CONTRA EL COVID-19 | 0 | 0 | 181,935,538 | 181,935,538 | 0 |
| I.1200 | APORTES | 0 | 0 | 0 | 0 | 0 |
| I.1212 | Situado Fiscal- Aportes Patronales | 0 | 0 | 0 | 0 | 0 |
| I.1213 | Aportes PSFF | 0 | 0 | 0 | 0 | 0 |
| I.1214 | Aportes Nacion | 0 | 0 | 0 | 0 | 0 |
| I.1215 | Aportes Municipio | 0 | 0 | 0 | 0 | 0 |
| I.1300 | OTROS INGRESOS CORRIENTES | 0 | 0 | 0 | 0 | 0 |
| I.1330 | Otros Ingresos | 0 | 0 | 0 | 0 | 0 |
| I.2000 | INGRESOS DE CAPITAL | 464,844,129 | 795,373,619 | 1,551,948,861 | 2,812,166,608 | 0 |
| I.2100 | Recuperación de Cartera | 464,450,207 | 795,018,992 | 1,551,600,524 | 2,811,069,723 | 0 |
| I.2101 | Rendimientos Financieros | 393,922 | 354,626 | 348,337 | 1,096,885 | 0 |



ELISA FERNANDA PEÑA REYES
Subdirectora Administrativa y Financiera

EMPRESA SOCIAL DEL ESTADO BARRANCABERMEJA

Periodo comprendido entre: ENERO 01 DE 2022 y MARZO 31 DE 2022

EJECUCION DE GASTOS PAGOS ACUMULADOS Y CUENTAS POR PAGAR

PAGOS

| CODIGO PPTAL | DENOMINACION PPTAL | PPTO INICIAL | ADICIONES | REDUCCION | CREDITO | CONTRA CREDITOS | PPTO DEFINITIVO | ENERO | FEBRERO | MARZO | PAGOS ACUMULADAS | REGISTROS POR PAGAR | OBLIGACION POR PAGAR |
|----------------|--|----------------|---------------|-----------|---------------|-----------------|-----------------|---------------|---------------|---------------|------------------|---------------------|----------------------|
| G | PRESUPUESTO DE GASTOS | 16,823,805,546 | 9,602,968,255 | 0 | 5,512,032,718 | 5,512,032,718 | 26,426,773,801 | 1,250,278,639 | 2,381,005,506 | 2,804,316,785 | 6,435,600,930 | 4,707,120,746 | 2,624,213,146 |
| GF. | GASTOS DE FUNCIONAMIENTO | 15,080,805,546 | 3,181,306,212 | 0 | 2,929,952,117 | 5,499,555,568 | 15,692,508,306 | 1,128,419,520 | 2,269,930,075 | 2,298,396,491 | 5,696,746,087 | 3,254,077,361 | 2,334,234,976 |
| GF.1000000 | GASTOS DE PERSONAL | 10,796,220,382 | 268,428,279 | 0 | 0 | 4,808,841,543 | 6,255,807,118 | 243,990,727 | 382,157,492 | 732,847,697 | 1,358,995,916 | 1,691,660,197 | 1,080,945,483 |
| GF.1010000 | GASTOS DE ADMINISTRACION | 3,364,276,926 | 0 | 0 | 0 | 820,000,000 | 2,544,276,926 | 92,162,937 | 149,670,739 | 382,227,136 | 624,060,812 | 565,512,936 | 236,804,496 |
| GF.1010100 | Servicios Personales Asociados a la Nómina | 1,457,480,288 | 0 | 0 | 0 | 470,000,000 | 987,480,288 | 91,898,221 | 77,291,785 | 77,458,898 | 246,648,904 | 38,876,416 | 38,876,416 |
| GF.1010101 | Sueldos | 1,137,398,028 | 0 | 0 | 0 | 400,000,000 | 737,398,028 | 76,915,314 | 74,690,557 | 74,554,991 | 226,160,862 | 0 | 0 |
| GF.1010104 | Otros | 320,082,260 | 0 | 0 | 0 | 70,000,000 | 250,082,260 | 14,982,907 | 2,601,228 | 2,903,907 | 20,488,042 | 38,876,416 | 38,876,416 |
| GF.1010104-01 | Bonificación Por Servicios Prestados | 33,696,852 | 0 | 0 | 0 | 0 | 33,696,852 | 2,699,940 | 2,601,228 | 0 | 5,301,168 | 6,401,654 | 6,401,654 |
| GF.1010104-02 | Vacaciones | 74,548,864 | 0 | 0 | 0 | 0 | 74,548,864 | 5,714,568 | 0 | 2,548,182 | 8,262,750 | 17,189,373 | 17,189,373 |
| GF.1010104-03 | Prima de Vacaciones | 50,828,773 | 0 | 0 | 0 | 0 | 50,828,773 | 3,923,168 | 0 | 316,376 | 4,239,544 | 13,570,557 | 13,570,557 |
| GF.1010104-04 | Prima de Navidad | 105,893,272 | 0 | 0 | 0 | 70,000,000 | 35,893,272 | 244,363 | 0 | 0 | 244,363 | 0 | 0 |
| GF.1010104-05 | Prima de Servicios | 48,795,621 | 0 | 0 | 0 | 0 | 48,795,621 | 1,886,605 | 0 | 0 | 1,886,605 | 0 | 0 |
| GF.1010104-06 | Bonificación especial de Recreacion. | 6,318,878 | 0 | 0 | 0 | 0 | 6,318,878 | 514,263 | 0 | 39,349 | 553,612 | 1,714,832 | 1,714,832 |
| GF.1010200 | Servicios Personales Indirectos | 1,516,359,600 | 0 | 0 | 0 | 300,000,000 | 1,216,359,600 | 0 | 43,443,065 | 280,995,008 | 324,438,073 | 499,464,190 | 170,756,050 |
| GF.1010200-01 | Honorarios | 168,820,260 | 0 | 0 | 0 | 0 | 168,820,260 | 0 | 17,240,800 | 13,916,000 | 31,156,800 | 66,215,200 | 9,916,000 |
| GF.1010200-02 | Remuneración de Servicios Técnicos | 1,347,539,340 | 0 | 0 | 0 | 300,000,000 | 1,047,539,340 | 0 | 26,202,265 | 267,079,008 | 293,281,273 | 433,248,990 | 160,840,050 |
| GF.1010300 | Contribuciones Nomina Sector Privado | 264,729,576 | 0 | 0 | 0 | 50,000,000 | 214,729,576 | 264,716 | 16,842,089 | 13,565,005 | 30,671,810 | 16,069,980 | 16,069,980 |
| GF.1010302 | Contribuciones Nomina Sector Privado con Situacion de Fondos | 264,729,576 | 0 | 0 | 0 | 50,000,000 | 214,729,576 | 264,716 | 16,842,089 | 13,565,005 | 30,671,810 | 16,069,980 | 16,069,980 |
| GF.1010302-01 | Aportes a Seguridad Social | 46,584,643 | 0 | 0 | 0 | 0 | 46,584,643 | 0 | 6,763,664 | 5,829,280 | 12,592,944 | 7,004,780 | 7,004,780 |
| GF.1010302-02 | Reserva Pensional | 13,108,568 | 0 | 0 | 0 | 0 | 13,108,568 | 0 | 2,598,825 | 2,824,125 | 5,422,950 | 3,421,500 | 3,421,500 |
| GF.1010302-03 | Reserva para Cesantías | 122,697,770 | 0 | 0 | 0 | 50,000,000 | 72,697,770 | 264,716 | 0 | 0 | 264,716 | 0 | 0 |
| GF.1010302-04 | Riesgos Profesionales | 28,527,871 | 0 | 0 | 0 | 0 | 28,527,871 | 0 | 3,644,200 | 1,783,800 | 5,428,000 | 1,936,400 | 1,936,400 |
| GF.1010302-05 | Caja de Compensación Familiar | 53,810,724 | 0 | 0 | 0 | 0 | 53,810,724 | 0 | 3,835,400 | 3,127,800 | 6,963,200 | 3,707,300 | 3,707,000 |
| GF.1010400 | Contribuciones Nomina Sector Público | 125,707,462 | 0 | 0 | 0 | 0 | 125,707,462 | 0 | 12,093,800 | 10,208,225 | 22,302,025 | 11,102,350 | 11,102,350 |
| GF.1010402 | Contribuciones Nomina Sector Publico con Situacion de Fondos | 125,707,462 | 0 | 0 | 0 | 0 | 125,707,462 | 0 | 12,093,800 | 10,208,225 | 22,302,025 | 11,102,350 | 11,102,350 |
| GF.1010402-01 | Aportes Seguridad Social | 0 | 0 | 0 | 0 | 0 | 0 | 0 | 0 | 0 | 0 | 0 | 0 |
| GF.1010402-02 | Reserva Pensional | 52,657,987 | 0 | 0 | 0 | 0 | 52,657,987 | 0 | 7,298,400 | 6,297,225 | 13,595,625 | 6,467,550 | 6,467,550 |
| GF.1010402-03 | Reserva para Cesantías | 5,786,068 | 0 | 0 | 0 | 0 | 5,786,068 | 0 | 0 | 0 | 0 | 0 | 0 |
| GF.1010402-04 | I.C.B.F. | 40,358,045 | 0 | 0 | 0 | 0 | 40,358,045 | 0 | 2,877,100 | 2,346,500 | 5,223,600 | 2,780,800 | 2,780,800 |
| GF.1010402-05 | SENA | 26,905,362 | 0 | 0 | 0 | 0 | 26,905,362 | 0 | 1,918,300 | 1,564,500 | 3,482,800 | 1,854,000 | 1,854,000 |
| GF.1020000 | GASTOS DE OPERACION | 7,431,943,456 | 268,428,279 | 0 | 0 | 3,988,841,543 | 3,711,530,192 | 151,827,790 | 232,486,753 | 350,620,561 | 734,935,104 | 1,126,147,261 | 844,140,987 |
| GF.1020100 | Servicios Personales Asociados a la Nómina | 2,907,210,694 | 0 | 0 | 0 | 1,505,795,985 | 1,401,414,709 | 151,827,790 | 177,137,586 | 178,031,952 | 506,997,328 | 86,230,280 | 86,230,280 |
| GF.1020101 | Sueldos | 2,263,454,832 | 0 | 0 | 0 | 1,305,795,985 | 957,658,847 | 151,827,790 | 167,991,467 | 159,187,805 | 479,007,062 | 0 | 0 |
| GF.1020104 | Otros | 643,755,862 | 0 | 0 | 0 | 200,000,000 | 443,755,862 | 0 | 9,146,119 | 18,844,147 | 27,990,266 | 86,230,280 | 86,230,280 |
| GF.1020104-01 | Bonificación Por Servicios Prestados | 69,316,680 | 0 | 0 | 0 | 0 | 69,316,680 | 0 | 9,146,119 | 8,318,664 | 17,464,783 | 4,917,833 | 4,917,833 |
| GF.1020104-02 | Vacaciones | 148,702,835 | 0 | 0 | 0 | 0 | 148,702,835 | 0 | 0 | 4,530,290 | 4,530,290 | 39,581,240 | 39,581,240 |
| GF.1020104-03 | Prima de Vacaciones | 101,388,305 | 0 | 0 | 0 | 0 | 101,388,305 | 0 | 0 | 3,042,935 | 3,042,935 | 30,002,987 | 30,002,987 |
| GF.1020104-04 | Prima de Navidad | 211,225,628 | 0 | 0 | 0 | 200,000,000 | 11,225,628 | 0 | 0 | 730,654 | 730,654 | 2,502,361 | 2,502,361 |
| GF.1020104-05 | Prima de Servicios | 100,547,665 | 0 | 0 | 0 | 0 | 100,547,665 | 0 | 0 | 1,815,880 | 1,815,880 | 5,449,588 | 5,449,588 |
| GF.1020104-06 | Bonificación especial de Recreacion. | 12,574,749 | 0 | 0 | 0 | 0 | 12,574,749 | 0 | 405,725 | 0 | 405,725 | 3,776,270 | 3,776,270 |
| GF.1020200 | Servicios Personales Indirectos | 3,461,410,176 | 205,835,491 | 0 | 0 | 2,203,045,558 | 1,464,200,109 | 0 | 631,788 | 105,190,185 | 105,821,973 | 973,414,565 | 691,408,291 |
| GF.1020200-01 | Remuneración Servicios Técnicos | 3,461,410,176 | 205,835,491 | 0 | 0 | 2,203,045,558 | 1,464,200,109 | 0 | 631,788 | 105,190,185 | 105,821,973 | 973,414,565 | 691,408,291 |
| GF.1020300 | Contribuciones Nómina Sector Privado | 673,445,415 | 62,592,788 | 0 | 0 | 180,000,000 | 556,038,203 | 0 | 29,596,729 | 40,363,924 | 69,960,653 | 42,625,091 | 42,625,091 |
| GF.1020302 | Contribuciones Nomina Sector Privado Con Situacion de Fondos | 673,445,415 | 62,592,788 | 0 | 0 | 180,000,000 | 556,038,203 | 0 | 29,596,729 | 40,363,924 | 69,960,653 | 42,625,091 | 42,625,091 |
| GF.1020302-01 | Aportes a Seguridad Social | 210,925,320 | 2,024,404 | 0 | 0 | 0 | 212,949,724 | 0 | 15,001,104 | 14,936,584 | 29,937,688 | 14,008,868 | 14,008,868 |
| GF.1020302-02 | Reserva Pensional | 87,022,051 | 60,568,384 | 0 | 0 | 0 | 147,590,435 | 0 | 5,265,525 | 6,025,963 | 11,291,488 | 4,418,000 | 4,418,000 |
| GF.1020302-03 | Reserva Para Cesantías | 211,335,317 | 0 | 0 | 0 | 180,000,000 | 31,335,317 | 0 | 0 | 6,816,177 | 6,816,177 | 13,556,123 | 13,556,123 |
| GF.1020302-04 | Riesgos Profesionales | 56,826,314 | 0 | 0 | 0 | 0 | 56,826,314 | 0 | 1,967,200 | 4,151,000 | 6,118,200 | 3,828,300 | 3,828,300 |
| GF.1020302-05 | Caja de Compensación Familiar | 107,336,413 | 0 | 0 | 0 | 0 | 107,336,413 | 0 | 7,362,900 | 8,434,200 | 15,797,100 | 6,813,800 | 6,813,800 |
| GF.1020400 | Contribuciones Nómina Sector Público | 389,877,171 | 0 | 0 | 0 | 100,000,000 | 289,877,171 | 0 | 25,120,650 | 27,034,500 | 52,155,150 | 23,877,325 | 23,877,325 |
| GF.1020402 | Contribuciones Nomina Sector Público con Situación de Fondos | 389,877,171 | 0 | 0 | 0 | 100,000,000 | 289,877,171 | 0 | 25,120,650 | 27,034,500 | 52,155,150 | 23,877,325 | 23,877,325 |
| GF.1020402-01. | Aportes Seguridad Social | 0 | 0 | 0 | 0 | 0 | 0 | 0 | 0 | 0 | 0 | 0 | 0 |
| GF.1020402-02 | Reserva Pensional | 210,754,872 | 0 | 0 | 0 | 100,000,000 | 110,754,872 | 0 | 15,914,450 | 16,489,200 | 32,403,650 | 15,357,825 | 15,357,825 |

EMPRESA SOCIAL DEL ESTADO BARRANCABERMEJA

Periodo comprendido entre: ENERO 01 DE 2022 y MARZO 31 DE 2022

EJECUCION DE GASTOS PAGOS ACUMULADOS Y CUENTAS POR PAGAR

PAGOS

| CODIGO PPTAL | DENOMINACION PPTAL | PPTO INICIAL | ADICIONES | REDUCCION | CREDITO | CONTRA CREDITOS | PPTO DEFINITIVO | ENERO | FEBRERO | MARZO | PAGOS ACUMULADAS | REGISTROS POR PAGAR | OBLIGACION POR PAGAR |
|-----------------|---|---------------|---------------|-----------|---------------|-----------------|-----------------|-------------|---------------|---------------|------------------|---------------------|----------------------|
| GF.1020402-03 | Reserva Para cesantias | 44,951,780 | 0 | 0 | 0 | 0 | 44,951,780 | 0 | 0 | 0 | 0 | 0 | 0 |
| GF.1020402-04 | I.C.B.F | 80,502,312 | 0 | 0 | 0 | 0 | 80,502,312 | 0 | 5,522,900 | 6,326,200 | 11,849,100 | 5,110,700 | 5,110,700 |
| GF.1020402-05 | SENA | 53,668,207 | 0 | 0 | 0 | 0 | 53,668,207 | 0 | 3,683,300 | 4,219,100 | 7,902,400 | 3,408,800 | 3,408,800 |
| GF.1030000 | PASIVOS PSFF | 0 | 0 | 0 | 0 | 0 | 0 | 0 | 0 | 0 | 0 | 0 | 0 |
| GF.1030100 | ACREEDORES LABORALES | 0 | 0 | 0 | 0 | 0 | 0 | 0 | 0 | 0 | 0 | 0 | 0 |
| GF.2000000 | GASTOS GENERALES | 3,184,585,164 | 10,833,447 | 0 | 1,442,326,629 | 690,714,026 | 3,947,031,215 | 62,919,209 | 234,497,991 | 222,927,462 | 520,344,661 | 974,605,246 | 692,892,736 |
| GF.2010000 | GASTOS DE ADMINISTRACION | 389,023,520 | 0 | 0 | 0 | 0 | 389,023,520 | 11,066,267 | 13,010,226 | 39,257,030 | 63,333,523 | 66,216,714 | 48,330,160 |
| GF.2010100 | Adquisición de Bienes | 62,400,000 | 0 | 0 | 0 | 0 | 62,400,000 | 0 | 2,076,669 | 9,026,016 | 11,102,685 | 9,736,915 | 9,036,915 |
| GF.2010100-01 | Compra de Equipos | 0 | 0 | 0 | 0 | 0 | 0 | 0 | 0 | 0 | 0 | 0 | 0 |
| GF.2010100-02 | Materiales y Suministro | 62,400,000 | 0 | 0 | 0 | 0 | 62,400,000 | 0 | 2,076,669 | 9,026,016 | 11,102,685 | 9,736,915 | 9,036,915 |
| GF.2010200 | Adquisición de Servicios | 316,623,520 | 0 | 0 | 0 | 0 | 316,623,520 | 10,992,800 | 10,794,571 | 30,130,275 | 51,917,646 | 56,479,799 | 39,293,245 |
| GF.2010200-01 | Mantenimiento | 56,455,520 | 0 | 0 | 0 | 0 | 56,455,520 | 0 | 2,286,790 | 18,072,612 | 20,359,402 | 0 | 0 |
| GF.2010200-0101 | Mantenimiento y Reparaciones General | 3,000,000 | 0 | 0 | 0 | 0 | 3,000,000 | 0 | 0 | 1,000,000 | 1,000,000 | 0 | 0 |
| GF.2010200-0102 | Servicio de Aseo | 24,455,520 | 0 | 0 | 0 | 0 | 24,455,520 | 0 | 0 | 13,359,402 | 13,359,402 | 0 | 0 |
| GF.2010200-0103 | Gastos de Computador | 5,000,000 | 0 | 0 | 0 | 0 | 5,000,000 | 0 | 0 | 0 | 0 | 0 | 0 |
| GF.2010200-0104 | Combustibles, lubricantes y Llantas | 24,000,000 | 0 | 0 | 0 | 0 | 24,000,000 | 0 | 2,286,790 | 3,713,210 | 6,000,000 | 0 | 0 |
| GF.2010200-02 | Servicios Públicos | 67,560,000 | 0 | 0 | 0 | 0 | 67,560,000 | 0 | 2,180,693 | 6,160,027 | 8,340,720 | 13,358,197 | 13,358,197 |
| GF.2010200-03 | Seguros | 15,000,000 | 0 | 0 | 0 | 0 | 15,000,000 | 10,992,800 | 0 | 0 | 10,992,800 | 4,007,200 | 0 |
| GF.2010200-04 | Impresos y Publicaciones | 6,000,000 | 0 | 0 | 0 | 0 | 6,000,000 | 0 | 615,000 | 0 | 615,000 | 0 | 0 |
| GF.2010200-05 | Comunicaciones y Transporte | 62,208,000 | 0 | 0 | 0 | 0 | 62,208,000 | 0 | 4,838,400 | 5,184,000 | 10,022,400 | 10,713,600 | 5,184,000 |
| GF.2010200-06 | Viáticos y Gastos de Viaje | 10,000,000 | 0 | 0 | 0 | 0 | 10,000,000 | 0 | 873,688 | 713,636 | 1,587,324 | 371,671 | 371,671 |
| GF.2010200-07 | Bienestar Social | 5,000,000 | 0 | 0 | 0 | 0 | 5,000,000 | 0 | 0 | 0 | 0 | 0 | 0 |
| GF.2010200-08 | Capacitación | 10,000,000 | 0 | 0 | 0 | 0 | 10,000,000 | 0 | 0 | 0 | 0 | 0 | 0 |
| GF.2010200-09 | Arrendamientos | 0 | 0 | 0 | 0 | 0 | 0 | 0 | 0 | 0 | 0 | 0 | 0 |
| GF.2010200-10 | Servicios de Vigilancia | 83,400,000 | 0 | 0 | 0 | 0 | 83,400,000 | 0 | 0 | 0 | 0 | 27,029,131 | 19,379,377 |
| GF.2010200-11 | Salud ocupacional | 1,000,000 | 0 | 0 | 0 | 0 | 1,000,000 | 0 | 0 | 0 | 0 | 1,000,000 | 1,000,000 |
| GF.2010300 | Otros Gastos Generales | 10,000,000 | 0 | 0 | 0 | 0 | 10,000,000 | 73,467 | 138,986 | 100,739 | 313,192 | 0 | 0 |
| GF.2010300-01 | Comisiones, Intereses y Gastos | 10,000,000 | 0 | 0 | 0 | 0 | 10,000,000 | 73,467 | 138,986 | 100,739 | 313,192 | 0 | 0 |
| GF.2020000 | GASTOS DE OPERACION | 2,795,561,644 | 10,833,447 | 0 | 31,765,592 | 690,714,026 | 2,147,446,657 | 51,852,942 | 37,487,549 | 145,282,988 | 234,623,479 | 513,428,859 | 278,781,551 |
| GF.2020100 | Adquisición de Bienes | 156,000,000 | 0 | 0 | 24,912,650 | 24,912,650 | 156,000,000 | 0 | 24,912,650 | 12,137,001 | 37,049,651 | 72,862,999 | 24,182,370 |
| GF.2020102 | Otros | 156,000,000 | 0 | 0 | 24,912,650 | 24,912,650 | 156,000,000 | 0 | 24,912,650 | 12,137,001 | 37,049,651 | 72,862,999 | 24,182,370 |
| GF.2020102-01 | Compra de Equipo | 0 | 0 | 0 | 24,912,650 | 0 | 24,912,650 | 0 | 24,912,650 | 0 | 24,912,650 | 0 | 0 |
| GF.2020102-02 | Materiales y Suministros | 156,000,000 | 0 | 0 | 0 | 24,912,650 | 131,087,350 | 0 | 0 | 12,137,001 | 12,137,001 | 72,862,999 | 24,182,370 |
| GF.2020200 | Adquisición de Servicios | 2,639,561,644 | 10,833,447 | 0 | 6,852,942 | 665,801,376 | 1,991,446,657 | 51,852,942 | 12,574,899 | 133,145,987 | 197,573,828 | 440,565,860 | 254,599,181 |
| GF.2020200-01 | Mantenimiento | 658,869,480 | 10,833,447 | 0 | 0 | 0 | 669,702,927 | 0 | 0 | 75,800,415 | 75,800,415 | 163,786,127 | 47,139,940 |
| GF.2020200-0101 | Mantenimiento y Reparacion generale | 251,036,698 | 10,833,447 | 0 | 0 | 0 | 261,870,145 | 0 | 0 | 21,688,182 | 21,688,182 | 27,905,818 | 0 |
| GF.2020200-0102 | servicio de Aseo | 366,832,782 | 0 | 0 | 0 | 0 | 366,832,782 | 0 | 0 | 53,936,098 | 53,936,098 | 122,056,444 | 42,613,294 |
| GF.2020200-0103 | Gastos de Computador | 5,000,000 | 0 | 0 | 0 | 0 | 5,000,000 | 0 | 0 | 0 | 0 | 0 | 0 |
| GF.2020200-0104 | Combustibles, lubricantes y llantas | 36,000,000 | 0 | 0 | 0 | 0 | 36,000,000 | 0 | 0 | 176,135 | 176,135 | 13,823,865 | 4,526,646 |
| GF.2020200-02 | Servicios Públicos | 673,632,000 | 0 | 0 | 0 | 0 | 673,632,000 | 0 | 6,783,424 | 44,383,542 | 51,166,966 | 91,502,868 | 91,502,868 |
| GF.2020200-03 | Seguros | 45,000,000 | 0 | 0 | 6,852,942 | 0 | 51,852,942 | 51,852,942 | 0 | 0 | 51,852,942 | 0 | 0 |
| GF.2020200-04 | Impresos y Publicaciones | 674,872,164 | 0 | 0 | 0 | 465,801,376 | 209,070,788 | 0 | 0 | 5,705,658 | 5,705,658 | 22,294,342 | 3,230,318 |
| GF.2020200-05 | Comunicaciones y Transporte | 85,148,000 | 0 | 0 | 0 | 0 | 85,148,000 | 0 | 5,791,475 | 6,301,000 | 12,092,475 | 10,713,600 | 5,184,000 |
| GF.2020200-06 | Imprevistos | 10,000,000 | 0 | 0 | 0 | 0 | 10,000,000 | 0 | 0 | 955,372 | 955,372 | 1,000,000 | 0 |
| GF.2020200-09 | Bienestar Social | 5,000,000 | 0 | 0 | 0 | 0 | 5,000,000 | 0 | 0 | 0 | 0 | 0 | 0 |
| GF.2020200-10 | Capacitación | 5,000,000 | 0 | 0 | 0 | 0 | 5,000,000 | 0 | 0 | 0 | 0 | 0 | 0 |
| GF.2020200-11 | Servicio de Vigilancia | 479,040,000 | 0 | 0 | 0 | 200,000,000 | 279,040,000 | 0 | 0 | 0 | 0 | 148,268,923 | 105,812,055 |
| GF.2020200-12 | Salud ocupacional | 3,000,000 | 0 | 0 | 0 | 0 | 3,000,000 | 0 | 0 | 0 | 0 | 3,000,000 | 1,730,000 |
| GF.2020300 | OTROS GASTOS GENERALES | 0 | 0 | 0 | 1,410,561,037 | 0 | 1,410,561,037 | 0 | 184,000,216 | 38,387,443 | 222,387,659 | 394,959,673 | 365,781,025 |
| GF.2020300-01 | Pasivos de Vigencia expiradas de funcionamiento | 0 | 0 | 0 | 1,410,561,037 | 0 | 1,410,561,037 | 0 | 184,000,216 | 38,387,443 | 222,387,659 | 394,959,673 | 365,781,025 |
| GF.2020400 | CUENTA POR PAGAR VIG ANTERIORES | 1,100,000,000 | 2,902,044,485 | 0 | 1,487,625,488 | 0 | 5,489,669,973 | 821,509,584 | 1,653,274,593 | 1,342,621,333 | 3,817,405,510 | 587,811,918 | 560,396,757 |

EMPRESA SOCIAL DEL ESTADO BARRANCABERMEJA

Periodo comprendido entre: ENERO 01 DE 2022 y MARZO 31 DE 2022

EJECUCION DE GASTOS PAGOS ACUMULADOS Y CUENTAS POR PAGAR

PAGOS

| CODIGO PPTAL | DENOMINACION PPTAL | PPTO INICIAL | ADICIONES | REDUCCION | CREDITO | CONTRA CREDITOS | PPTO DEFINITIVO | ENERO | FEBRERO | MARZO | PAGOS ACUMULADAS | REGISTROS POR PAGAR | OBLIGACION POR PAGAR |
|---------------|--|---------------|---------------|-----------|---------------|-----------------|-----------------|-------------|---------------|---------------|------------------|---------------------|----------------------|
| GF.2020400-01 | CUENTA POR PAGAR VIG ANTERIORES DE FUNCIONAMIENTO | 1,100,000,000 | 2,902,044,485 | 0 | 1,487,625,488 | 0 | 5,489,669,973 | 821,509,584 | 1,653,274,593 | 1,342,621,333 | 3,817,405,510 | 587,811,918 | 560,396,757 |
| GG.3000000 | TRANSFERENCIAS CORRIENTES | 0 | 0 | 0 | 2,110,655,018 | 0 | 2,110,655,018 | 0 | 0 | 0 | 0 | 0 | 0 |
| GG.3400000 | OTRAS TRANSFERENCIAS | 0 | 0 | 0 | 2,110,655,018 | 0 | 2,110,655,018 | 0 | 0 | 0 | 0 | 0 | 0 |
| GG.3400100 | Sentencias y Conciliaciones | 0 | 0 | 0 | 2,110,655,018 | 0 | 2,110,655,018 | 0 | 0 | 0 | 0 | 0 | 0 |
| GO.4000000 | GASTOS DE OPERACION COMERCIAL Y DE PRESTACION DE SERVICIOS | 1,443,000,000 | 0 | 0 | 339,749,000 | 12,477,150 | 1,770,271,850 | 62,222,621 | 95,760,196 | 108,040,522 | 266,023,339 | 544,334,631 | 249,866,686 |
| GO.4100000 | GASTOS DE COMERCIALIZACION | 600,000,000 | 0 | 0 | 0 | 12,477,150 | 587,522,850 | 0 | 0 | 0 | 0 | 209,982,000 | 116,386,840 |
| GO.4100100 | Compra de Bienes para la Venta | 600,000,000 | 0 | 0 | 0 | 12,477,150 | 587,522,850 | 0 | 0 | 0 | 0 | 209,982,000 | 116,386,840 |
| GO.4100100-01 | Productos Farmacéuticos | 600,000,000 | 0 | 0 | 0 | 12,477,150 | 587,522,850 | 0 | 0 | 0 | 0 | 209,982,000 | 116,386,840 |
| GO.4200000 | GASTOS DE PRESTACION DE SERVICIOS | 743,000,000 | 0 | 0 | 12,477,150 | 0 | 755,477,150 | 0 | 12,477,150 | 8,195,835 | 20,672,985 | 320,362,385 | 125,656,750 |
| GO.4200100 | Compra de Bienes para la Prestación de Servicios | 440,000,000 | 0 | 0 | 12,477,150 | 0 | 452,477,150 | 0 | 12,477,150 | 0 | 12,477,150 | 198,058,220 | 87,329,570 |
| GO.4200100-01 | Material Médico-Quirúrgico | 200,000,000 | 0 | 0 | 0 | 0 | 200,000,000 | 0 | 0 | 0 | 0 | 89,058,220 | 16,341,381 |
| GO.4200100-02 | Material Odontológico | 30,000,000 | 0 | 0 | 0 | 0 | 30,000,000 | 0 | 0 | 0 | 0 | 20,000,000 | 19,329,884 |
| GO.4200100-03 | Material Laboratorio Clínico | 200,000,000 | 0 | 0 | 0 | 0 | 200,000,000 | 0 | 0 | 0 | 0 | 80,000,000 | 51,187,960 |
| GO.4200100-04 | Gases Medicinales-Oxígeno | 10,000,000 | 0 | 0 | 0 | 0 | 10,000,000 | 0 | 0 | 0 | 0 | 9,000,000 | 470,345 |
| GO.4200100-05 | Equipos e instrumental Medico-Quirurgico Odontológico y Laboratorio Clínico | 0 | 0 | 0 | 12,477,150 | 0 | 12,477,150 | 0 | 12,477,150 | 0 | 12,477,150 | 0 | 0 |
| GO.4200200 | COMPRA DE SERVICIOS PARA LA VENTA | 303,000,000 | 0 | 0 | 0 | 0 | 303,000,000 | 0 | 0 | 8,195,835 | 8,195,835 | 122,304,165 | 38,327,180 |
| GO.4200200-01 | Servicio de lavandería | 96,000,000 | 0 | 0 | 0 | 0 | 96,000,000 | 0 | 0 | 8,195,835 | 8,195,835 | 39,804,165 | 16,254,689 |
| GO.4200200-02 | Contratacion de Servicios Asistenciales | 207,000,000 | 0 | 0 | 0 | 0 | 207,000,000 | 0 | 0 | 0 | 0 | 82,500,000 | 22,072,491 |
| GO.4200300 | CUENTA POR PAGAR VIG ANTERIORES COMERCIALIZACION | 100,000,000 | 0 | 0 | 207,085,411 | 0 | 307,085,411 | 62,222,621 | 83,283,046 | 99,844,687 | 245,350,354 | 13,990,246 | 7,823,096 |
| GO.4200300-01 | CUENTA POR PAGAR VIG ANTERIORES COMERCIALIZACION | 100,000,000 | 0 | 0 | 207,085,411 | 0 | 307,085,411 | 62,222,621 | 83,283,046 | 99,844,687 | 245,350,354 | 13,990,246 | 7,823,096 |
| GO.4200400 | PASIVOS DE VIGENCIAS EXPIRADAS | 0 | 0 | 0 | 120,186,439 | 0 | 120,186,439 | 0 | 0 | 0 | 0 | 0 | 0 |
| GO.4200400-01 | PASIVOS DE VIGENCIAS EXPIRADAS DE OPERACION COMERCIAL Y DE PRESTACION DE SERVICIOS | 0 | 0 | 0 | 120,186,439 | 0 | 120,186,439 | 0 | 0 | 0 | 0 | 0 | 0 |
| GP.8000000 | GASTOS Y/O PROYECTOS DE INVERSION | 300,000,000 | 6,421,662,044 | 0 | 131,676,584 | 0 | 6,853,338,628 | 59,636,498 | 15,315,235 | 397,879,772 | 472,831,505 | 908,708,754 | -472,831,505 |
| GP.8001100 | PROYECTOS | 0 | 152,353,935 | 0 | 0 | 0 | 152,353,935 | 0 | 0 | 0 | 0 | 0 | 0 |
| GP.8001100-01 | Infraestructura Hospitalaria | 0 | 6,795,645 | 0 | 0 | 0 | 6,795,645 | 0 | 0 | 0 | 0 | 0 | 497,627,754 |
| GP.8001100-02 | Dotacion Hospitalaria | 0 | 145,558,290 | 0 | 0 | 0 | 145,558,290 | 0 | 0 | 0 | 0 | 0 | 15,315,235 |
| GP.8001100-03 | Otros Gastos de Inversion | 0 | 0 | 0 | 0 | 0 | 0 | 0 | 0 | 0 | 0 | 0 | 15,315,235 |
| GP.8002200 | CUENTA POR PAGAR VIG ANTERIORES INVERSION | 300,000,000 | 6,269,308,109 | 0 | 0 | 0 | 6,569,308,109 | 59,636,498 | 0 | 397,879,772 | 457,516,270 | 792,347,405 | -457,516,270 |
| GP.8002200-01 | CUENTA POR PAGAR VIG ANTERIORES INVERSION | 300,000,000 | 6,269,308,109 | 0 | 0 | 0 | 6,569,308,109 | 59,636,498 | 0 | 397,879,772 | 457,516,270 | 792,347,405 | -457,516,270 |
| GP.8003300 | PASIVOS DE VIGENCIAS EXPIRADAS | 0 | 0 | 0 | 131,676,584 | 0 | 131,676,584 | 0 | 15,315,235 | 0 | 15,315,235 | 116,361,349 | -15,315,235 |
| GP.8003300-01 | PASIVOS DE VIGENCIAS EXPIRADAS DE GASTOS Y/O PROYECTOS DE INVERSION | 0 | 0 | 0 | 131,676,584 | 0 | 131,676,584 | 0 | 15,315,235 | 0 | 15,315,235 | 116,361,349 | -15,315,235 |


ELISA FERNANDA PEÑA REYES
 Subdirectora Administrativa y Financiera

EMPRESA SOCIAL DEL ESTADO BARRANCABERMEJA
EJECUCION DE GASTOS REGISTROS ACUMULADOS


| CODIGO PPTAL | DENOMINACION PPTAL | PPTO INICIAL | ADICIONES | REDUCCION | CREDITO | CONTRA CREDITOS | PPTO DEFINITIVO | ENERO | FEBRERO | MARZO | COMPROMISOS ACUMULADOS | SALDO POR EJECUTAR | SALDO POR COMPROMETER |
|----------------|--|----------------|---------------|-----------|---------------|-----------------|-----------------|---------------|---------------|-------------|------------------------|--------------------|-----------------------|
| G | PRESUPUESTO DE GASTOS | 16,823,805,546 | 9,602,968,255 | 0 | 5,512,032,718 | 5,512,032,718 | 26,426,773,801 | 3,985,659,644 | 6,516,757,195 | 640,304,837 | 11,142,721,676 | 15,259,061,489 | 15,284,052,125.10 |
| GF. | GASTOS DE FUNCIONAMIENTO | 15,080,805,546 | 3,181,306,212 | 0 | 2,929,952,117 | 5,499,555,568 | 15,692,508,306 | 3,193,003,811 | 5,232,916,368 | 524,903,268 | 8,950,823,447 | 6,717,654,003 | 6,741,684,859 |
| GF.1000000 | GASTOS DE PERSONAL | 10,796,220,382 | 268,428,279 | 0 | 0 | 4,808,841,543 | 6,255,807,118 | 1,474,795,961 | 1,187,765,826 | 388,094,326 | 3,050,656,113 | 3,205,151,005 | 3,205,151,005 |
| GF.1010000 | GASTOS DE ADMINISTRACION | 3,364,276,926 | 0 | 0 | 0 | 820,000,000 | 2,544,276,926 | 937,448,730 | 99,096,372 | 153,028,646 | 1,189,573,748 | 1,354,703,178 | 1,354,703,178 |
| GF.1010100 | Servicios Personales Asociados a la Nómina | 1,457,480,288 | 0 | 0 | 0 | 470,000,000 | 987,480,288 | 103,809,846 | 74,823,142 | 106,892,332 | 285,525,320 | 701,954,968 | 701,954,968 |
| GF.1010101 | Sueldos | 1,137,398,028 | 0 | 0 | 0 | 400,000,000 | 737,398,028 | 76,915,314 | 74,690,557 | 74,554,991 | 226,160,862 | 511,237,166 | 511,237,166 |
| GF.1010104 | Otros | 320,082,260 | 0 | 0 | 0 | 70,000,000 | 250,082,260 | 26,894,532 | 132,585 | 32,337,341 | 59,364,458 | 190,717,802 | 190,717,802 |
| GF.1010104-01 | Bonificación Por Servicios Prestados | 33,696,852 | 0 | 0 | 0 | 0 | 33,696,852 | 5,301,168 | 0 | 6,401,654 | 11,702,822 | 21,994,030 | 21,994,030 |
| GF.1010104-02 | Vacaciones | 74,548,864 | 0 | 0 | 0 | 0 | 74,548,864 | 10,640,556 | 70,238 | 14,741,329 | 25,452,123 | 49,096,741 | 49,096,741 |
| GF.1010104-03 | Prima de Vacaciones | 50,828,773 | 0 | 0 | 0 | 0 | 50,828,773 | 7,812,106 | 55,450 | 9,942,545 | 17,810,101 | 33,018,672 | 33,018,672 |
| GF.1010104-04 | Prima de Navidad | 105,893,272 | 0 | 0 | 0 | 70,000,000 | 35,893,272 | 244,363 | 0 | 0 | 244,363 | 35,648,909 | 35,648,909 |
| GF.1010104-05 | Prima de Servicios | 48,795,621 | 0 | 0 | 0 | 0 | 48,795,621 | 1,886,605 | 0 | 0 | 1,886,605 | 46,909,016 | 46,909,016 |
| GF.1010104-06 | Bonificación especial de Recreacion. | 6,318,878 | 0 | 0 | 0 | 0 | 6,318,878 | 1,009,734 | 6,897 | 1,251,813 | 2,268,444 | 4,050,434 | 4,050,434 |
| GF.1010200 | Servicios Personales Indirectos | 1,516,359,600 | 0 | 0 | 0 | 300,000,000 | 1,216,359,600 | 804,438,279 | 500,000 | 18,963,984 | 823,902,263 | 392,457,337 | 392,457,337 |
| GF.1010200-01 | Honorarios | 168,820,260 | 0 | 0 | 0 | 0 | 168,820,260 | 96,372,000 | 500,000 | 500,000 | 97,372,000 | 71,448,260 | 71,448,260 |
| GF.1010200-02 | Remuneración de Servicios Técnicos | 1,347,539,340 | 0 | 0 | 0 | 300,000,000 | 1,047,539,340 | 708,066,279 | 0 | 18,463,984 | 726,530,263 | 321,009,077 | 321,009,077 |
| GF.1010300 | Contribuciones Nomina Sector Privado | 264,729,576 | 0 | 0 | 0 | 50,000,000 | 214,729,576 | 17,106,805 | 13,565,005 | 16,069,980 | 46,741,790 | 167,987,786 | 167,987,786 |
| GF.1010302 | Contribuciones Nomina Sector Privado con Situacion de Fondos | 264,729,576 | 0 | 0 | 0 | 50,000,000 | 214,729,576 | 17,106,805 | 13,565,005 | 16,069,980 | 46,741,790 | 167,987,786 | 167,987,786 |
| GF.1010302-01 | Aportes a Seguridad Social | 46,584,643 | 0 | 0 | 0 | 0 | 46,584,643 | 6,763,664 | 5,829,280 | 7,004,780 | 19,597,724 | 26,986,919 | 26,986,919 |
| GF.1010302-02 | Reserva Pensional | 13,108,568 | 0 | 0 | 0 | 0 | 13,108,568 | 2,598,825 | 2,824,125 | 3,421,500 | 8,844,450 | 4,264,118 | 4,264,118 |
| GF.1010302-03 | Reserva para Cesantías | 122,697,770 | 0 | 0 | 0 | 50,000,000 | 72,697,770 | 264,716 | 0 | 0 | 264,716 | 72,433,054 | 72,433,054 |
| GF.1010302-04 | Riesgos Profesionales | 28,527,871 | 0 | 0 | 0 | 0 | 28,527,871 | 3,644,200 | 1,783,800 | 1,936,400 | 7,364,400 | 21,163,471 | 21,163,471 |
| GF.1010302-05 | Caja de Compensación Familiar | 53,810,724 | 0 | 0 | 0 | 0 | 53,810,724 | 3,835,400 | 3,127,800 | 3,707,300 | 10,670,500 | 43,140,224 | 43,140,224 |
| GF.1010400 | Contribuciones Nomina Sector Público | 125,707,462 | 0 | 0 | 0 | 0 | 125,707,462 | 12,093,800 | 10,208,225 | 11,102,350 | 33,404,375 | 92,303,087 | 92,303,087 |
| GF.1010402 | Contribuciones Nomina Sector Público con Situacion de Fondos | 125,707,462 | 0 | 0 | 0 | 0 | 125,707,462 | 12,093,800 | 10,208,225 | 11,102,350 | 33,404,375 | 92,303,087 | 92,303,087 |
| GF.1010402-01 | Aportes Seguridad Social | 0 | 0 | 0 | 0 | 0 | 0 | 0 | 0 | 0 | 0 | 0 | 0 |
| GF.1010402-02 | Reserva Pensional | 52,657,987 | 0 | 0 | 0 | 0 | 52,657,987 | 7,298,400 | 6,297,225 | 6,467,550 | 20,063,175 | 32,594,812 | 32,594,812 |
| GF.1010402-03 | Reserva para Cesantías | 5,786,068 | 0 | 0 | 0 | 0 | 5,786,068 | 0 | 0 | 0 | 0 | 5,786,068 | 5,786,068 |
| GF.1010402-04 | I.C.B.F. | 40,358,045 | 0 | 0 | 0 | 0 | 40,358,045 | 2,877,100 | 2,346,500 | 2,780,800 | 8,004,400 | 32,353,645 | 32,353,645 |
| GF.1010402-05 | SENA | 26,905,362 | 0 | 0 | 0 | 0 | 26,905,362 | 1,918,300 | 1,564,500 | 1,854,000 | 5,336,800 | 21,568,562 | 21,568,562 |
| GF.1020000 | GASTOS DE OPERACION | 7,431,943,456 | 268,428,279 | 0 | 0 | 3,988,841,543 | 3,711,530,192 | 537,347,231 | 1,088,669,454 | 235,065,680 | 1,861,082,365 | 1,850,447,827 | 1,850,447,827 |
| GF.1020100 | Servicios Personales Asociados a la Nómina | 2,907,210,694 | 0 | 0 | 0 | 1,505,795,985 | 1,401,414,709 | 193,547,216 | 225,589,575 | 174,090,817 | 593,227,608 | 808,187,101 | 808,187,101 |
| GF.1020101 | Sueldos | 2,263,454,832 | 0 | 0 | 0 | 1,305,795,985 | 957,658,847 | 151,827,790 | 167,991,467 | 159,187,805 | 479,007,062 | 478,651,785 | 478,651,785 |
| GF.1020104 | Otros | 643,755,862 | 0 | 0 | 0 | 200,000,000 | 443,755,862 | 41,719,426 | 57,598,108 | 14,903,012 | 114,220,546 | 329,535,316 | 329,535,316 |
| GF.1020104-01 | Bonificación Por Servicios Prestados | 69,316,680 | 0 | 0 | 0 | 0 | 69,316,680 | 9,146,119 | 11,153,139 | 2,083,358 | 22,382,616 | 46,934,064 | 46,934,064 |
| GF.1020104-02 | Vacaciones | 148,702,835 | 0 | 0 | 0 | 0 | 148,702,835 | 17,255,558 | 21,991,921 | 4,864,051 | 44,111,530 | 104,591,305 | 104,591,305 |
| GF.1020104-03 | Prima de Vacaciones | 101,388,305 | 0 | 0 | 0 | 0 | 101,388,305 | 13,622,810 | 16,615,497 | 2,807,615 | 33,045,922 | 68,342,383 | 68,342,383 |
| GF.1020104-04 | Prima de Navidad | 211,225,628 | 0 | 0 | 0 | 200,000,000 | 11,225,628 | 0 | 1,576,040 | 1,656,975 | 3,233,015 | 7,992,613 | 7,992,613 |
| GF.1020104-05 | Prima de Servicios | 100,547,665 | 0 | 0 | 0 | 0 | 100,547,665 | 0 | 4,137,105 | 3,128,363 | 7,265,468 | 93,282,197 | 93,282,197 |
| GF.1020104-06 | Bonificación especial de Recreacion. | 12,574,749 | 0 | 0 | 0 | 0 | 12,574,749 | 1,694,939 | 2,124,406 | 362,650 | 4,181,995 | 8,392,754 | 8,392,754 |
| GF.1020200 | Servicios Personales Indirectos | 3,461,410,176 | 205,835,491 | 0 | 0 | 2,203,045,558 | 1,464,200,109 | 289,082,636 | 786,611,132 | 3,542,770 | 1,079,236,538 | 384,963,571 | 384,963,571 |
| GF.1020200-01 | Remuneración Servicios Técnicos | 3,461,410,176 | 205,835,491 | 0 | 0 | 2,203,045,558 | 1,464,200,109 | 289,082,636 | 786,611,132 | 3,542,770 | 1,079,236,538 | 384,963,571 | 384,963,571 |
| GF.1020300 | Contribuciones Nómina Sector Privado | 673,445,415 | 62,592,788 | 0 | 0 | 180,000,000 | 556,038,203 | 29,596,729 | 49,434,247 | 33,554,768 | 112,585,744 | 443,452,459 | 443,452,459 |
| GF.1020302 | Contribuciones Nomina Sector Privado Con Situacion de Fondos | 673,445,415 | 62,592,788 | 0 | 0 | 180,000,000 | 556,038,203 | 29,596,729 | 49,434,247 | 33,554,768 | 112,585,744 | 443,452,459 | 443,452,459 |
| GF.1020302-01 | Aportes a Seguridad Social | 210,925,320 | 2,024,404 | 0 | 0 | 0 | 212,949,724 | 15,001,104 | 14,936,584 | 14,008,868 | 43,946,556 | 169,003,168 | 169,003,168 |
| GF.1020302-02 | Reserva Pensional | 87,022,051 | 60,568,384 | 0 | 0 | 0 | 147,590,435 | 5,265,525 | 6,025,963 | 4,418,000 | 15,709,488 | 131,880,947 | 131,880,947 |
| GF.1020302-03 | Reserva Para Cesantías | 211,335,317 | 0 | 0 | 0 | 180,000,000 | 31,335,317 | 0 | 15,886,500 | 4,485,800 | 20,372,300 | 10,963,017 | 10,963,017 |
| GF.1020302-04 | Riesgos Profesionales | 56,826,314 | 0 | 0 | 0 | 0 | 56,826,314 | 1,967,200 | 4,151,000 | 3,828,300 | 9,946,500 | 46,879,814 | 46,879,814 |
| GF.1020302-05 | Caja de Compensación Familiar | 107,336,413 | 0 | 0 | 0 | 0 | 107,336,413 | 7,362,900 | 8,434,200 | 6,813,800 | 22,610,900 | 84,725,513 | 84,725,513 |
| GF.1020400 | Contribuciones Nómina Sector Público | 389,877,171 | 0 | 0 | 0 | 100,000,000 | 289,877,171 | 25,120,650 | 27,034,500 | 23,877,325 | 76,032,475 | 213,844,696 | 213,844,696 |
| GF.1020402 | Contribuciones Nomina Sector Público con Situación de Fondos | 389,877,171 | 0 | 0 | 0 | 100,000,000 | 289,877,171 | 25,120,650 | 27,034,500 | 23,877,325 | 76,032,475 | 213,844,696 | 213,844,696 |
| GF.1020402-01. | Aportes Seguridad Social | 0 | 0 | 0 | 0 | 0 | 0 | 0 | 0 | 0 | 0 | 0 | 0 |
| GF.1020402-02 | Reserva Pensional | 210,754,872 | 0 | 0 | 0 | 100,000,000 | 110,754,872 | 15,914,450 | 16,489,200 | 15,357,825 | 47,761,475 | 62,993,397 | 62,993,397 |
| GF.1020402-03 | Reserva Para cesantías | 44,951,780 | 0 | 0 | 0 | 0 | 44,951,780 | 0 | 0 | 0 | 0 | 44,951,780 | 44,951,780 |
| GF.1020402-04 | I.C.B.F | 80,502,312 | 0 | 0 | 0 | 0 | 80,502,312 | 5,522,900 | 6,326,200 | 5,110,700 | 16,959,800 | 63,542,512 | 63,542,512 |

EMPRESA SOCIAL DEL ESTADO BARRANCABERMEJA
EJECUCION DE GASTOS REGISTROS ACUMULADOS

| CODIGO PPTAL | DENOMINACION PPTAL | PPTO INICIAL | ADICIONES | REDUCCION | CREDITO | CONTRA CREDITOS | PPTO DEFINITIVO | ENERO | FEBRERO | MARZO | COMPROMISOS ACUMULADOS | SALDO POR EJECUTAR | SALDO POR COMPROMETER |
|-----------------|--|---------------|---------------|-----------|---------------|-----------------|-----------------|-------------|---------------|-------------|------------------------|--------------------|-----------------------|
| GF.1020402-05 | SENA | 53,668,207 | 0 | 0 | 0 | 0 | 53,668,207 | 3,683,300 | 4,219,100 | 3,408,800 | 11,311,200 | 42,357,007 | 42,357,007 |
| GF.1030000 | PASIVOS PSFF | 0 | 0 | 0 | 0 | 0 | 0 | 0 | 0 | 0 | 0 | 0 | 0 |
| GF.1030100 | ACREEDORES LABORALES | 0 | 0 | 0 | 0 | 0 | 0 | 0 | 0 | 0 | 0 | 0 | 0 |
| GF.2000000 | GASTOS GENERALES | 3,184,585,164 | 10,833,447 | 0 | 1,442,326,629 | 690,714,026 | 3,947,031,215 | 720,373,222 | 643,703,233 | 130,873,451 | 1,494,949,907 | 2,428,050,452 | 2,452,081,308 |
| GF.2010000 | GASTOS DE ADMINISTRACION | 389,023,520 | 0 | 0 | 0 | 0 | 389,023,520 | 103,928,939 | 9,658,333 | 15,962,965 | 129,550,237 | 257,473,283 | 259,473,283 |
| GF.2010100 | Adquisición de Bienes | 62,400,000 | 0 | 0 | 0 | 0 | 62,400,000 | 20,200,000 | 0 | 639,600 | 20,839,600 | 41,560,400 | 41,560,400 |
| GF.2010100-01 | Compra de Equipos | 0 | 0 | 0 | 0 | 0 | 0 | 0 | 0 | 0 | 0 | 0 | 0 |
| GF.2010100-02 | Compra de Equipos | 62,400,000 | 0 | 0 | 0 | 0 | 62,400,000 | 20,200,000 | 0 | 639,600 | 20,839,600 | 41,560,400 | 41,560,400 |
| GF.2010200 | Adquisición de Servicios | 316,623,520 | 0 | 0 | 0 | 0 | 316,623,520 | 83,655,472 | 9,519,347 | 15,222,626 | 108,397,445 | 206,226,075 | 208,226,075 |
| GF.2010200-01 | Mantenimiento | 56,455,520 | 0 | 0 | 0 | 0 | 56,455,520 | 20,359,402 | 0 | 0 | 20,359,402 | 34,096,118 | 36,096,118 |
| GF.2010200-0101 | Mantenimiento y Reparación General | 3,000,000 | 0 | 0 | 0 | 0 | 3,000,000 | 1,000,000 | 0 | 0 | 1,000,000 | 0 | 2,000,000 |
| GF.2010200-0102 | Servicio de Aseo | 24,455,520 | 0 | 0 | 0 | 0 | 24,455,520 | 13,359,402 | 0 | 0 | 13,359,402 | 11,096,118 | 11,096,118 |
| GF.2010200-0103 | Gastos de Computador | 5,000,000 | 0 | 0 | 0 | 0 | 5,000,000 | 0 | 0 | 0 | 0 | 5,000,000 | 5,000,000 |
| GF.2010200-0104 | Gastos de Computador | 24,000,000 | 0 | 0 | 0 | 0 | 24,000,000 | 6,000,000 | 0 | 0 | 6,000,000 | 18,000,000 | 18,000,000 |
| GF.2010200-02 | Combustibles, lubricantes y Llantas | 67,560,000 | 0 | 0 | 0 | 0 | 67,560,000 | 7,180,693 | 7,317,023 | 7,201,201 | 21,698,917 | 45,861,083 | 45,861,083 |
| GF.2010200-03 | Servicios Públicos | 15,000,000 | 0 | 0 | 0 | 0 | 15,000,000 | 15,000,000 | 0 | 0 | 15,000,000 | 0 | 0 |
| GF.2010200-02 | Seguros | 15,000,000 | 0 | 0 | 0 | 0 | 15,000,000 | 0 | 615,000 | 0 | 615,000 | 5,385,000 | 5,385,000 |
| GF.2010200-04 | Impresos y Publicaciones | 6,000,000 | 0 | 0 | 0 | 0 | 6,000,000 | 0 | 0 | 0 | 6,000,000 | 0 | 0 |
| GF.2010200-05 | Impresos y Publicaciones | 62,208,000 | 0 | 0 | 0 | 0 | 62,208,000 | 20,736,000 | 0 | 0 | 20,736,000 | 41,472,000 | 41,472,000 |
| GF.2010200-06 | Comunicaciones y Transporte | 10,000,000 | 0 | 0 | 0 | 0 | 10,000,000 | 0 | 1,587,324 | 371,671 | 1,958,995 | 8,041,005 | 8,041,005 |
| GF.2010200-06 | Viáticos y Gastos de Viaje | 10,000,000 | 0 | 0 | 0 | 0 | 10,000,000 | 0 | 0 | 0 | 0 | 5,000,000 | 5,000,000 |
| GF.2010200-07 | Bienestar Social | 5,000,000 | 0 | 0 | 0 | 0 | 5,000,000 | 0 | 0 | 0 | 0 | 10,000,000 | 10,000,000 |
| GF.2010200-08 | Capacitación | 10,000,000 | 0 | 0 | 0 | 0 | 10,000,000 | 0 | 0 | 0 | 0 | 0 | 0 |
| GF.2010200-09 | Arrendamientos | 0 | 0 | 0 | 0 | 0 | 0 | 0 | 0 | 0 | 0 | 0 | 0 |
| GF.2010200-09 | Arrendamientos | 83,400,000 | 0 | 0 | 0 | 0 | 83,400,000 | 19,379,377 | 0 | 7,649,754 | 27,029,131 | 56,370,869 | 56,370,869 |
| GF.2010200-10 | Servicios de Vigilancia | 1,000,000 | 0 | 0 | 0 | 0 | 1,000,000 | 1,000,000 | 0 | 0 | 1,000,000 | 0 | 0 |
| GF.2010200-11 | Salud ocupacional | 1,000,000 | 0 | 0 | 0 | 0 | 1,000,000 | 73,467 | 138,986 | 100,739 | 313,192 | 9,686,808 | 9,686,808 |
| GF.2010300 | Otros Gastos Generales | 10,000,000 | 0 | 0 | 0 | 0 | 10,000,000 | 73,467 | 138,986 | 100,739 | 313,192 | 9,686,808 | 9,686,808 |
| GF.2010300-01 | Comisiones, Intereses y Gastos | 10,000,000 | 0 | 0 | 0 | 0 | 10,000,000 | 73,467 | 138,986 | 100,739 | 313,192 | 9,686,808 | 9,686,808 |
| GF.2020000 | GASTOS DE OPERACION | 2,795,561,644 | 10,833,447 | 0 | 31,765,592 | 690,714,026 | 2,147,446,657 | 616,444,283 | 45,876,216 | 85,731,839 | 748,052,338 | 1,377,363,463 | 1,399,394,319 |
| GF.2020100 | Adquisición de Bienes | 156,000,000 | 0 | 0 | 24,912,650 | 24,912,650 | 156,000,000 | 109,912,650 | 0 | 0 | 109,912,650 | 46,087,350 | 46,087,350 |
| GF.2020102 | Otros | 156,000,000 | 0 | 0 | 24,912,650 | 24,912,650 | 156,000,000 | 109,912,650 | 0 | 0 | 109,912,650 | 46,087,350 | 46,087,350 |
| GF.2020102-01 | Compra de Equipo | 0 | 0 | 0 | 24,912,650 | 24,912,650 | 24,912,650 | 24,912,650 | 0 | 0 | 24,912,650 | 0 | 0 |
| GF.2020102-02 | Compra de Equipo | 156,000,000 | 0 | 0 | 0 | 0 | 156,000,000 | 85,000,000 | 0 | 0 | 85,000,000 | 46,087,350 | 46,087,350 |
| GF.2020200 | Adquisición de Servicios | 2,639,561,644 | 10,833,447 | 0 | 6,852,942 | 665,801,376 | 1,991,446,657 | 506,531,633 | 45,876,216 | 85,731,839 | 638,139,688 | 1,331,276,113 | 1,353,306,969 |
| GF.2020200-01 | Mantenimiento | 658,869,480 | 10,833,447 | 0 | 0 | 0 | 669,702,927 | 239,292,542 | 0 | 294,000 | 239,586,542 | 408,085,529 | 430,116,385 |
| GF.2020200-0101 | Mantenimiento y Reparación general | 251,036,698 | 10,833,447 | 0 | 0 | 0 | 261,870,145 | 49,300,000 | 0 | 294,000 | 49,594,000 | 190,245,289 | 212,276,145 |
| GF.2020200-0102 | servicio de Aseo | 366,832,782 | 0 | 0 | 0 | 0 | 366,832,782 | 175,992,542 | 0 | 0 | 175,992,542 | 190,840,240 | 190,840,240 |
| GF.2020200-0103 | Gastos de Computador | 5,000,000 | 0 | 0 | 0 | 0 | 5,000,000 | 0 | 0 | 0 | 0 | 5,000,000 | 5,000,000 |
| GF.2020200-0104 | Gastos de Computador | 36,000,000 | 0 | 0 | 0 | 0 | 36,000,000 | 14,000,000 | 0 | 0 | 14,000,000 | 22,000,000 | 22,000,000 |
| GF.2020200-02 | Combustibles, lubricantes y Llantas | 673,632,000 | 0 | 0 | 0 | 0 | 673,632,000 | 55,950,424 | 45,810,811 | 40,908,599 | 142,669,834 | 530,962,166 | 530,962,166 |
| GF.2020200-02 | Servicios Públicos | 673,632,000 | 0 | 0 | 0 | 0 | 673,632,000 | 55,950,424 | 45,810,811 | 40,908,599 | 142,669,834 | 530,962,166 | 530,962,166 |
| GF.2020200-03 | Seguros | 45,000,000 | 0 | 0 | 6,852,942 | 0 | 51,852,942 | 51,852,942 | 0 | 0 | 51,852,942 | 0 | 0 |
| GF.2020200-04 | Impresos y Publicaciones | 674,872,164 | 0 | 0 | 0 | 465,801,376 | 209,070,788 | 28,000,000 | 0 | 0 | 28,000,000 | 181,070,788 | 181,070,788 |
| GF.2020200-05 | Impresos y Publicaciones | 85,148,000 | 0 | 0 | 0 | 0 | 85,148,000 | 21,623,670 | 65,405 | 1,117,000 | 22,806,075 | 62,341,925 | 62,341,925 |
| GF.2020200-06 | Comunicaciones y Transporte | 10,000,000 | 0 | 0 | 0 | 0 | 10,000,000 | 1,000,000 | 0 | 955,372 | 1,955,372 | 8,044,628 | 8,044,628 |
| GF.2020200-06 | Imprevistos | 10,000,000 | 0 | 0 | 0 | 0 | 10,000,000 | 0 | 0 | 0 | 0 | 5,000,000 | 5,000,000 |
| GF.2020200-09 | Bienestar Social | 5,000,000 | 0 | 0 | 0 | 0 | 5,000,000 | 0 | 0 | 0 | 0 | 5,000,000 | 5,000,000 |
| GF.2020200-10 | Capacitación | 5,000,000 | 0 | 0 | 0 | 0 | 5,000,000 | 0 | 0 | 0 | 0 | 5,000,000 | 5,000,000 |
| GF.2020200-11 | Servicio de Vigilancia | 479,040,000 | 0 | 0 | 0 | 200,000,000 | 279,040,000 | 105,812,055 | 0 | 42,456,868 | 148,268,923 | 130,771,077 | 130,771,077 |
| GF.2020200-12 | Salud ocupacional | 3,000,000 | 0 | 0 | 0 | 0 | 3,000,000 | 3,000,000 | 0 | 0 | 3,000,000 | 0 | 0 |
| GF.2020300 | OTROS GASTOS GENERALES | 0 | 0 | 0 | 1,410,561,037 | 0 | 1,410,561,037 | 0 | 588,168,684 | 29,178,647 | 617,347,332 | 793,213,706 | 793,213,706 |
| GF.2020300-01 | Pasivos de Vigencia expiradas de funcionamiento | 0 | 0 | 0 | 1,410,561,037 | 0 | 1,410,561,037 | 0 | 588,168,684 | 29,178,647 | 617,347,332 | 793,213,706 | 793,213,706 |
| GF.2020400 | CUENTA POR PAGAR VIG ANTERIORES | 1,100,000,000 | 2,902,044,485 | 0 | 1,487,625,488 | 0 | 5,489,669,973 | 997,834,628 | 3,401,447,309 | 5,935,491 | 4,405,217,428 | 1,084,452,545 | 1,084,452,545 |
| GF.2020400-01 | CUENTA POR PAGAR VIG ANTERIORES DE FUNCIONAMIENTO | 1,100,000,000 | 2,902,044,485 | 0 | 1,487,625,488 | 0 | 5,489,669,973 | 997,834,628 | 3,401,447,309 | 5,935,491 | 4,405,217,428 | 1,084,452,545 | 1,084,452,545 |
| GG.3000000 | TRANSFERENCIAS CORRIENTES | 0 | 0 | 0 | 2,110,655,018 | 0 | 2,110,655,018 | 0 | 0 | 0 | 0 | 2,110,655,018 | 2,110,655,018 |
| GG.3400000 | OTRAS TRANSFERENCIAS | 0 | 0 | 0 | 2,110,655,018 | 0 | 2,110,655,018 | 0 | 0 | 0 | 0 | 2,110,655,018 | 2,110,655,018 |
| GG.3400100 | Sentencias y Conciliaciones | 0 | 0 | 0 | 2,110,655,018 | 0 | 2,110,655,018 | 0 | 0 | 0 | 0 | 2,110,655,018 | 2,110,655,018 |
| GO.4000000 | GASTOS DE OPERACION COMERCIAL Y DE PRESTACION DE SERVICIOS | 1,443,000,000 | 0 | 0 | 339,749,000 | 12,477,150 | 1,770,271,850 | 628,325,135 | 182,992,615 | -959,780 | 810,357,970 | 958,954,100 | 959,913,880 |
| GO.4100000 | GASTOS DE COMERCIALIZACION | 600,000,000 | 0 | 0 | 0 | 12,477,150 | 587,522,850 | 210,000,000 | 0 | -18,000 | 209,982,000 | 377,522,850 | 377,540,850 |
| GO.4100100 | Compra de Bienes para la Venta | 600,000,000 | 0 | 0 | 0 | 12,477,150 | 587,522,850 | 210,000,000 | 0 | -18,000 | 209,982,000 | 377,522,850 | 377,540,850 |
| GO.4100100-01 | Productos Farmacéuticos | 600,000,000 | 0 | 0 | 0 | 12,477,150 | 587,522,850 | 210,000,000 | 0 | -18,000 | 209,982,000 | 377,522,850 | 377,540,850 |

EMPRESA SOCIAL DEL ESTADO BARRANCABERMEJA
EJECUCION DE GASTOS REGISTROS ACUMULADOS

| CODIGO PPTAL | DENOMINACION PPTAL | PPTO INICIAL | ADICIONES | REDUCCION | CREDITO | CONTRA CREDITOS | PPTO DEFINITIVO | ENERO | FEBRERO | MARZO | COMPROMISOS ACUMULADOS | SALDO POR EJECUTAR | SALDO POR COMPROMETER |
|---------------|---|--------------|---------------|-----------|-------------|-----------------|-----------------|-------------|---------------|-------------|------------------------|--------------------|-----------------------|
| GO.4200000 | GASTOS DE PRESTACION DE SERVICIOS | 743,000,000 | 0 | 0 | 12,477,150 | 0 | 755,477,150 | 341,977,150 | 0 | -941,780 | 341,035,370 | 413,500,000 | 414,441,780 |
| GO.4200100 | Compra de Bienes para la Prestación de Servicios | 440,000,000 | 0 | 0 | 12,477,150 | 0 | 452,477,150 | 211,477,150 | 0 | -941,780 | 210,535,370 | 241,000,000 | 241,941,780 |
| GO.4200100-01 | Material Médico-Quirúrgico | 200,000,000 | 0 | 0 | 0 | 0 | 200,000,000 | 90,000,000 | 0 | -941,780 | 89,058,220 | 110,000,000 | 110,941,780 |
| GO.4200100-02 | Material Odontológico | 30,000,000 | 0 | 0 | 0 | 0 | 30,000,000 | 20,000,000 | 0 | 0 | 20,000,000 | 10,000,000 | 10,000,000 |
| GO.4200100-03 | Material Laboratorio Clínico | 200,000,000 | 0 | 0 | 0 | 0 | 200,000,000 | 80,000,000 | 0 | 0 | 80,000,000 | 120,000,000 | 120,000,000 |
| GO.4200100-04 | Gases Medicinales-Oxigeno | 10,000,000 | 0 | 0 | 0 | 0 | 10,000,000 | 9,000,000 | 0 | 0 | 9,000,000 | 1,000,000 | 1,000,000 |
| GO.4200100-05 | Equipos e instrumental Medico-Quirurgico Odontológico y Laboratorio Clínico | 0 | 0 | 0 | 12,477,150 | 0 | 12,477,150 | 12,477,150 | 0 | 0 | 12,477,150 | 0 | 0 |
| GO.4200200 | COMPRA DE SERVICIOS PARA LA VENTA | 303,000,000 | 0 | 0 | 0 | 0 | 303,000,000 | 130,500,000 | 0 | 0 | 130,500,000 | 172,500,000 | 172,500,000 |
| GO.4200200-01 | Servicio de lavanderia | 96,000,000 | 0 | 0 | 0 | 0 | 96,000,000 | 48,000,000 | 0 | 0 | 48,000,000 | 48,000,000 | 48,000,000 |
| GO.4200200-02 | Contratacion de Servicios Asistenciales | 207,000,000 | 0 | 0 | 0 | 0 | 207,000,000 | 82,500,000 | 0 | 0 | 82,500,000 | 124,500,000 | 124,500,000 |
| GO.4200300 | CUENTA POR PAGAR VIG ANTERIORES COMERCIALIZACION | 100,000,000 | 0 | 0 | 207,085,411 | 0 | 307,085,411 | 76,347,985 | 182,992,615 | 0 | 259,340,600 | 47,744,811 | 47,744,811 |
| GO.4200300-01 | CUENTA POR PAGAR VIG ANTERIORES COMERCIALIZACION | 100,000,000 | 0 | 0 | 207,085,411 | 0 | 307,085,411 | 76,347,985 | 182,992,615 | 0 | 259,340,600 | 47,744,811 | 47,744,811 |
| GO.4200400 | PASIVOS DE VIGENCIAS EXPIRADAS PASIVOS DE VIGENCIAS EXPIRADAS DE OPERACION COMERCIAL Y DE PRESTACION DE SERVICIOS | 0 | 0 | 0 | 120,186,439 | 0 | 120,186,439 | 0 | 0 | 0 | 0 | 120,186,439 | 120,186,439 |
| GO.4200400-01 | PASIVOS DE VIGENCIAS EXPIRADAS PASIVOS DE VIGENCIAS EXPIRADAS DE OPERACION COMERCIAL Y DE PRESTACION DE SERVICIOS | 0 | 0 | 0 | 120,186,439 | 0 | 120,186,439 | 0 | 0 | 0 | 0 | 120,186,439 | 120,186,439 |
| GP.8000000 | GASTOS Y/O PROYECTOS DE INVERSION | 300,000,000 | 6,421,662,044 | 0 | 131,676,584 | 0 | 6,853,338,628 | 164,330,698 | 1,100,848,212 | 116,361,349 | 1,381,540,259 | 5,471,798,369 | 5,471,798,369 |
| GP.8001100 | PROYECTOS | 0 | 152,353,935 | 0 | 0 | 0 | 152,353,935 | 0 | 0 | 0 | 0 | 152,353,935 | 152,353,935 |
| GP.8001100-01 | Infraestructura Hospitalaria | 0 | 6,795,645 | 0 | 0 | 0 | 6,795,645 | 0 | 0 | 0 | 0 | 6,795,645 | 6,795,645 |
| GP.8001100-02 | Dotacion Hospitalaria | 0 | 145,558,290 | 0 | 0 | 0 | 145,558,290 | 0 | 0 | 0 | 0 | 145,558,290 | 145,558,290 |
| GP.8001100-03 | Otros Gastos de Inversion | 0 | 0 | 0 | 0 | 0 | 0 | 0 | 0 | 0 | 0 | 0 | 0 |
| GP.8002200 | CUENTA POR PAGAR VIG ANTERIORES INVERSION | 300,000,000 | 6,269,308,109 | 0 | 0 | 0 | 6,569,308,109 | 164,330,698 | 1,085,532,977 | 0 | 1,249,863,675 | 5,319,444,434 | 5,319,444,434 |
| GP.8002200-01 | CUENTA POR PAGAR VIG ANTERIORES INVERSION | 300,000,000 | 6,269,308,109 | 0 | 0 | 0 | 6,569,308,109 | 164,330,698 | 1,085,532,977 | 0 | 1,249,863,675 | 5,319,444,434 | 5,319,444,434 |
| GP.8003300 | PASIVOS DE VIGENCIAS EXPIRADAS PASIVOS DE VIGENCIAS EXPIRADAS DE GASTOS Y/O PROYECTOS DE INVERSION | 0 | 0 | 0 | 131,676,584 | 0 | 131,676,584 | 0 | 15,315,235 | 116,361,349 | 131,676,584 | 0 | 0 |
| GP.8003300-01 | PASIVOS DE VIGENCIAS EXPIRADAS PASIVOS DE VIGENCIAS EXPIRADAS DE GASTOS Y/O PROYECTOS DE INVERSION | 0 | 0 | 0 | 131,676,584 | 0 | 131,676,584 | 0 | 15,315,235 | 116,361,349 | 131,676,584 | 0 | 0 |



ELISA FERNANDA PEÑA REYES
Subdirectora Administrativa y Financiera

Periodo comprendido entre: ENERO 01 DE 2022 y MARZO 31 DE 2022

EMPRESA SOCIAL DEL ESTADO BARRANCABERMEJA
EJECUCION DE GASTOS OBLIGACIONES ACUMULADOS

| CODIGO PPTAL | DENOMINACION PPTAL | PPTO INICIAL | ADICIONES | REDUCCION | CREDITO | CONTRA CREDITOS | PPTO DEFINITIVO | ENERO | FEBRERO | MARZO | OBLIGACION ACUMULADAS | SALDO POR EJECUTAR | SALDO POR PAGAR |
|---------------|--|----------------|---------------|-----------|---------------|-----------------|-----------------|---------------|---------------|---------------|-----------------------|--------------------|-----------------|
| G | PRESUPUESTO DE GASTOS | 16,823,805,546 | 9,602,968,255 | 0 | 5,512,032,718 | 5,512,032,718 | 26,426,773,801 | 2,101,261,647 | 5,369,997,390 | 1,588,555,039 | 9,059,814,076 | 15,259,061,489 | 2,624,213,146 |
| GF. | GASTOS DE FUNCIONAMIENTO | 15,080,805,546 | 3,181,306,212 | 0 | 2,929,952,117 | 5,499,555,568 | 15,692,508,306 | 1,881,673,838 | 5,011,537,616 | 1,137,769,608 | 8,030,981,063 | 6,717,654,003 | 2,334,234,976 |
| GF.1000000 | GASTOS DE PERSONAL | 10,796,220,382 | 268,428,279 | 0 | 0 | 4,808,841,543 | 6,255,807,118 | 712,732,315 | 811,867,179 | 915,341,905 | 2,439,941,399 | 3,205,151,005 | 1,080,945,483 |
| GF.1010000 | GASTOS DE ADMINISTRACION | 3,364,276,926 | 0 | 0 | 0 | 820,000,000 | 2,544,276,926 | 271,535,367 | 269,655,529 | 319,674,412 | 860,865,308 | 1,354,703,178 | 236,804,496 |
| GF.1010100 | Servicios Personales Asociados a la Nómina | 1,457,480,288 | 0 | 0 | 0 | 470,000,000 | 987,480,288 | 103,809,846 | 74,823,142 | 106,892,332 | 285,525,320 | 701,954,968 | 38,876,416 |
| GF.1010101 | Sueldos | 1,137,398,028 | 0 | 0 | 0 | 400,000,000 | 737,398,028 | 76,915,314 | 74,690,557 | 74,554,991 | 226,160,862 | 511,237,166 | 0 |
| GF.1010104 | Otros | 320,082,260 | 0 | 0 | 0 | 70,000,000 | 250,082,260 | 26,894,532 | 132,585 | 32,337,341 | 59,364,458 | 190,717,802 | 38,876,416 |
| GF.1010104-01 | Bonificación Por Servicios Prestados | 33,696,852 | 0 | 0 | 0 | 0 | 33,696,852 | 5,301,168 | 0 | 6,401,654 | 11,702,822 | 21,994,030 | 6,401,654 |
| GF.1010104-02 | Vacaciones | 74,548,864 | 0 | 0 | 0 | 0 | 74,548,864 | 10,640,556 | 70,238 | 14,741,329 | 25,452,123 | 49,096,741 | 17,189,373 |
| GF.1010104-03 | Prima de Vacaciones | 50,828,773 | 0 | 0 | 0 | 0 | 50,828,773 | 7,812,106 | 55,450 | 9,942,545 | 17,810,101 | 33,018,672 | 13,570,557 |
| GF.1010104-04 | Prima de Navidad | 105,893,272 | 0 | 0 | 0 | 70,000,000 | 35,893,272 | 244,363 | 0 | 0 | 244,363 | 35,648,909 | 0 |
| GF.1010104-05 | Prima de Servicios | 48,795,621 | 0 | 0 | 0 | 0 | 48,795,621 | 1,886,605 | 0 | 0 | 1,886,605 | 46,909,016 | 0 |
| GF.1010104-06 | Bonificación especial de Recreacion. | 6,318,878 | 0 | 0 | 0 | 0 | 6,318,878 | 1,009,734 | 6,897 | 1,251,813 | 2,268,444 | 4,050,434 | 1,714,832 |
| GF.1010200 | Servicios Personales Indirectos | 1,516,359,600 | 0 | 0 | 0 | 300,000,000 | 1,216,359,600 | 138,524,916 | 171,059,157 | 185,610,050 | 495,194,123 | 392,457,337 | 170,756,050 |
| GF.1010200-01 | Honorarios | 168,820,260 | 0 | 0 | 0 | 0 | 168,820,260 | 7,532,800 | 19,124,000 | 14,416,000 | 41,072,800 | 71,448,260 | 9,916,000 |
| GF.1010200-02 | Remuneración de Servicios Técnicos | 1,347,539,340 | 0 | 0 | 0 | 300,000,000 | 1,047,539,340 | 130,992,116 | 151,935,157 | 171,194,050 | 454,121,323 | 321,009,077 | 160,840,050 |
| GF.1010300 | Contribuciones Nomina Sector Privado | 264,729,576 | 0 | 0 | 0 | 50,000,000 | 214,729,576 | 17,106,805 | 13,565,005 | 16,069,680 | 46,741,490 | 167,987,786 | 16,069,680 |
| GF.1010302 | Contribuciones Nomina Sector Privado con Situacion de Fondos | 264,729,576 | 0 | 0 | 0 | 0 | 264,729,576 | 17,106,805 | 13,565,005 | 16,069,680 | 46,741,490 | 167,987,786 | 16,069,680 |
| GF.1010302-01 | Aportes a Seguridad Social | 46,584,643 | 0 | 0 | 0 | 0 | 46,584,643 | 6,763,664 | 5,829,280 | 7,004,780 | 19,597,724 | 26,986,919 | 7,004,780 |
| GF.1010302-02 | Reserva Pensional | 13,108,568 | 0 | 0 | 0 | 0 | 13,108,568 | 2,598,825 | 2,824,125 | 3,421,500 | 8,844,450 | 4,264,118 | 3,421,500 |
| GF.1010302-03 | Reserva para Cesantías | 122,697,770 | 0 | 0 | 0 | 50,000,000 | 72,697,770 | 264,716 | 0 | 0 | 264,716 | 72,433,054 | 0 |
| GF.1010302-04 | Riesgos Profesionales | 28,527,871 | 0 | 0 | 0 | 0 | 28,527,871 | 3,644,200 | 1,783,800 | 1,936,400 | 7,364,400 | 21,163,471 | 1,936,400 |
| GF.1010302-05 | Caja de Compensación Familiar | 53,810,724 | 0 | 0 | 0 | 0 | 53,810,724 | 3,835,400 | 3,127,800 | 3,707,000 | 10,670,200 | 43,140,224 | 3,707,000 |
| GF.1010400 | Contribuciones Nomina Sector Público | 125,707,462 | 0 | 0 | 0 | 0 | 125,707,462 | 12,093,800 | 10,208,225 | 11,102,350 | 33,404,375 | 92,303,087 | 11,102,350 |
| GF.1010402 | Contribuciones Nomina Sector Publico con Situacion de Fondos | 125,707,462 | 0 | 0 | 0 | 0 | 125,707,462 | 12,093,800 | 10,208,225 | 11,102,350 | 33,404,375 | 92,303,087 | 11,102,350 |
| GF.1010402-01 | Aportes Seguridad Social | 0 | 0 | 0 | 0 | 0 | 0 | 0 | 0 | 0 | 0 | 0 | 0 |
| GF.1010402-02 | Reserva Pensional | 52,657,987 | 0 | 0 | 0 | 0 | 52,657,987 | 7,298,400 | 6,297,225 | 6,467,550 | 20,063,175 | 32,594,812 | 6,467,550 |
| GF.1010402-03 | Reserva para Cesantías | 5,786,068 | 0 | 0 | 0 | 0 | 5,786,068 | 0 | 0 | 0 | 0 | 5,786,068 | 0 |
| GF.1010402-04 | I.C.B.F. | 40,358,045 | 0 | 0 | 0 | 0 | 40,358,045 | 2,877,100 | 2,346,500 | 2,780,800 | 8,004,400 | 32,353,645 | 2,780,800 |
| GF.1010402-05 | SENA | 26,905,362 | 0 | 0 | 0 | 0 | 26,905,362 | 1,918,300 | 1,564,500 | 1,854,000 | 5,336,800 | 21,568,562 | 1,854,000 |
| GF.1020000 | GASTOS DE OPERACION | 7,431,943,456 | 268,428,279 | 0 | 0 | 3,988,841,543 | 3,711,530,192 | 441,196,948 | 542,211,650 | 595,667,493 | 1,579,076,091 | 1,850,447,827 | 844,140,987 |
| GF.1020100 | Servicios Personales Asociados a la Nómina | 2,907,210,694 | 0 | 0 | 0 | 1,505,795,985 | 1,401,414,709 | 193,547,216 | 225,589,575 | 174,090,817 | 593,227,608 | 808,187,101 | 86,230,280 |
| GF.1020101 | Sueldos | 2,263,454,832 | 0 | 0 | 0 | 1,305,795,985 | 957,658,847 | 151,827,790 | 167,991,467 | 159,187,805 | 479,007,062 | 478,651,785 | 0 |
| GF.1020104 | Otros | 643,755,862 | 0 | 0 | 0 | 200,000,000 | 443,755,862 | 41,719,426 | 57,598,108 | 14,903,012 | 114,220,546 | 329,535,316 | 86,230,280 |
| GF.1020104-01 | Bonificación Por Servicios Prestados | 69,316,680 | 0 | 0 | 0 | 0 | 69,316,680 | 9,146,119 | 11,153,139 | 2,083,358 | 22,382,616 | 46,934,064 | 4,917,833 |
| GF.1020104-02 | Vacaciones | 148,702,835 | 0 | 0 | 0 | 0 | 148,702,835 | 17,255,558 | 21,991,921 | 4,864,051 | 44,111,530 | 104,591,305 | 39,581,240 |
| GF.1020104-03 | Prima de Vacaciones | 101,388,305 | 0 | 0 | 0 | 0 | 101,388,305 | 13,622,810 | 16,615,497 | 2,807,615 | 33,045,922 | 68,342,383 | 30,002,987 |
| GF.1020104-04 | Prima de Navidad | 211,225,628 | 0 | 0 | 0 | 200,000,000 | 11,225,628 | 0 | 1,576,040 | 1,656,975 | 3,233,015 | 7,992,613 | 2,502,361 |
| GF.1020104-05 | Prima de Servicios | 100,547,665 | 0 | 0 | 0 | 0 | 100,547,665 | 4,137,105 | 3,128,363 | 7,265,468 | 93,282,197 | 5,449,588 | |
| GF.1020104-06 | Bonificación especial de Recreacion. | 12,574,749 | 0 | 0 | 0 | 0 | 12,574,749 | 1,694,939 | 2,124,406 | 362,650 | 4,181,995 | 8,392,754 | 3,776,270 |
| GF.1020200 | Servicios Personales Indirectos | 3,461,410,176 | 205,835,491 | 0 | 0 | 2,203,045,558 | 1,464,200,109 | 192,932,353 | 240,153,328 | 364,144,583 | 797,230,264 | 384,963,571 | 691,408,291 |
| GF.1020200-01 | Remuneración Servicios Técnicos | 3,461,410,176 | 205,835,491 | 0 | 0 | 2,203,045,558 | 1,464,200,109 | 192,932,353 | 240,153,328 | 364,144,583 | 797,230,264 | 384,963,571 | 691,408,291 |
| GF.1020300 | Contribuciones Nómina Sector Privado | 673,445,415 | 62,592,788 | 0 | 0 | 180,000,000 | 556,038,203 | 29,596,729 | 49,434,247 | 33,554,768 | 112,585,744 | 443,452,459 | 42,625,091 |
| GF.1020302 | Contribuciones Nomina Sector Privado Con Situacion de Fondos | 673,445,415 | 62,592,788 | 0 | 0 | 0 | 673,445,415 | 29,596,729 | 49,434,247 | 33,554,768 | 112,585,744 | 443,452,459 | 42,625,091 |
| GF.1020302-01 | Aportes a Seguridad Social | 210,925,320 | 2,024,404 | 0 | 0 | 0 | 212,949,724 | 15,001,104 | 14,936,584 | 14,008,868 | 43,946,556 | 169,003,168 | 14,008,868 |
| GF.1020302-02 | Reserva Pensional | 87,022,051 | 60,568,384 | 0 | 0 | 0 | 147,590,435 | 5,265,525 | 6,025,963 | 4,418,000 | 15,709,488 | 131,880,947 | 4,418,000 |
| GF.1020302-03 | Reserva Para Cesantías | 211,335,317 | 0 | 0 | 0 | 180,000,000 | 31,335,317 | 0 | 15,886,500 | 4,485,800 | 20,372,300 | 10,963,017 | 13,556,123 |
| GF.1020302-04 | Riesgos Profesionales | 56,826,314 | 0 | 0 | 0 | 0 | 56,826,314 | 1,967,200 | 4,151,000 | 3,828,300 | 9,946,500 | 46,879,814 | 3,828,300 |
| GF.1020302-05 | Caja de Compensación Familiar | 107,336,413 | 0 | 0 | 0 | 0 | 107,336,413 | 7,362,900 | 8,434,200 | 6,813,800 | 22,610,900 | 84,725,513 | 6,813,800 |
| GF.1020400 | Contribuciones Nómina Sector Público | 389,877,171 | 0 | 0 | 0 | 100,000,000 | 289,877,171 | 25,120,650 | 27,034,500 | 23,877,325 | 76,032,475 | 213,844,696 | 23,877,325 |
| GF.1020402 | Contribuciones Nómina Sector Público con Situacion de Fondos | 389,877,171 | 0 | 0 | 0 | 0 | 389,877,171 | 25,120,650 | 27,034,500 | 23,877,325 | 76,032,475 | 213,844,696 | 23,877,325 |
| GF.1020402-01 | Aportes Seguridad Social | 0 | 0 | 0 | 0 | 100,000,000 | 0 | 0 | 0 | 0 | 0 | 0 | 0 |
| GF.1020402-02 | Reserva Pensional | 210,754,872 | 0 | 0 | 0 | 0 | 210,754,872 | 15,914,450 | 16,489,200 | 15,357,825 | 47,761,475 | 62,993,397 | 15,357,825 |

Periodo comprendido entre: ENERO 01 DE 2022 y MARZO 31 DE 2022


EMPRESA SOCIAL DEL ESTADO BARRANCABERMEJA
EJECUCION DE GASTOS OBLIGACIONES ACUMULADOS

| CODIGO PPTAL | DENOMINACION PPTAL | PPTO INICIAL | ADICIONES | REDUCCION | CREDITO | CONTRA CREDITOS | PPTO DEFINITIVO | ENERO | FEBRERO | MARZO | OBLIGACION ACUMULADAS | SALDO POR EJECUTAR | SALDO POR PAGAR |
|-----------------|---|---------------|---------------|-----------|---------------|-----------------|-----------------|-------------|---------------|-------------|-----------------------|--------------------|-----------------|
| | | 44,951,780 | 0 | 0 | 0 | 0 | 44,951,780 | 0 | 0 | 0 | 0 | 44,951,780 | 0 |
| GF.1020402-03 | Reserva Para cesantias | 44,951,780 | 0 | 0 | 0 | 0 | 44,951,780 | 0 | 0 | 0 | 0 | 44,951,780 | 0 |
| GF.1020402-04 | I.C.B.F | 80,502,312 | 0 | 0 | 0 | 0 | 80,502,312 | 5,522,900 | 6,326,200 | 5,110,700 | 16,959,800 | 63,542,512 | 5,110,700 |
| GF.1020402-05 | SENA | 53,668,207 | 0 | 0 | 0 | 0 | 53,668,207 | 3,683,300 | 4,219,100 | 3,408,800 | 11,311,200 | 42,357,007 | 3,408,800 |
| GF.1030000 | PASIVOS PSFF | 0 | 0 | 0 | 0 | 0 | 0 | 0 | 0 | 0 | 0 | 0 | 0 |
| GF.1030100 | ACREEDORES LABORALES | 0 | 0 | 0 | 0 | 0 | 0 | 0 | 0 | 0 | 0 | 0 | 0 |
| GF.2000000 | GASTOS GENERALES | 3,184,585,164 | 10,833,447 | 0 | 1,442,326,629 | 690,714,026 | 3,947,031,215 | 193,155,142 | 800,651,072 | 219,431,183 | 1,213,237,397 | 2,428,050,452 | 692,892,736 |
| GF.2010000 | GASTOS DE ADMINISTRACION | 389,023,520 | 0 | 0 | 0 | 0 | 389,023,520 | 40,999,905 | 46,129,652 | 24,534,126 | 111,663,683 | 257,473,283 | 48,330,160 |
| GF.2010100 | Adquisición de Bienes | 62,400,000 | 0 | 0 | 0 | 0 | 62,400,000 | 2,076,669 | 8,386,416 | 9,676,515 | 20,139,600 | 41,560,400 | 9,036,915 |
| GF.2010100-01 | Compra de Equipos | 0 | 0 | 0 | 0 | 0 | 0 | 0 | 0 | 0 | 0 | 0 | 0 |
| GF.2010100-02 | Materiales y Suministro | 62,400,000 | 0 | 0 | 0 | 0 | 62,400,000 | 2,076,669 | 8,386,416 | 9,676,515 | 20,139,600 | 41,560,400 | 9,036,915 |
| GF.2010200 | Adquisición de Servicios | 316,623,520 | 0 | 0 | 0 | 0 | 316,623,520 | 38,849,769 | 37,604,250 | 14,756,872 | 91,210,891 | 206,226,075 | 39,293,245 |
| GF.2010200-01 | Mantenimiento | 56,455,520 | 0 | 0 | 0 | 0 | 56,455,520 | 11,758,007 | 7,601,395 | 1,000,000 | 20,359,402 | 34,096,118 | 0 |
| GF.2010200-0101 | Mantenimiento y Reparaciones General | 3,000,000 | 0 | 0 | 0 | 0 | 3,000,000 | 0 | 0 | 1,000,000 | 1,000,000 | 0 | 0 |
| GF.2010200-0102 | Servicio de Aseo | 24,455,520 | 0 | 0 | 0 | 0 | 24,455,520 | 9,471,217 | 3,888,185 | 0 | 13,359,402 | 11,096,118 | 0 |
| GF.2010200-0103 | Gastos de Computador | 5,000,000 | 0 | 0 | 0 | 0 | 5,000,000 | 0 | 0 | 0 | 0 | 5,000,000 | 0 |
| GF.2010200-0104 | Combustibles, lubricantes y Llantas | 24,000,000 | 0 | 0 | 0 | 0 | 24,000,000 | 2,286,790 | 3,713,210 | 0 | 6,000,000 | 18,000,000 | 0 |
| GF.2010200-02 | Servicios Públicos | 67,560,000 | 0 | 0 | 0 | 0 | 67,560,000 | 7,180,693 | 7,317,023 | 7,201,201 | 21,698,917 | 45,861,083 | 13,358,197 |
| GF.2010200-03 | Seguros | 15,000,000 | 0 | 0 | 0 | 0 | 15,000,000 | 10,992,800 | 0 | 0 | 10,992,800 | 0 | 0 |
| GF.2010200-04 | Impresos y Publicaciones | 6,000,000 | 0 | 0 | 0 | 0 | 6,000,000 | 0 | 615,000 | 0 | 615,000 | 5,385,000 | 0 |
| GF.2010200-05 | Comunicaciones y Transporte | 62,208,000 | 0 | 0 | 0 | 0 | 62,208,000 | 4,838,400 | 5,184,000 | 5,184,000 | 15,206,400 | 41,472,000 | 5,184,000 |
| GF.2010200-06 | Viáticos y Gastos de Viaje | 10,000,000 | 0 | 0 | 0 | 0 | 10,000,000 | 0 | 1,587,324 | 371,671 | 1,958,995 | 8,041,005 | 371,671 |
| GF.2010200-07 | Bienestar Social | 5,000,000 | 0 | 0 | 0 | 0 | 5,000,000 | 0 | 0 | 0 | 0 | 5,000,000 | 0 |
| GF.2010200-08 | Capacitación | 10,000,000 | 0 | 0 | 0 | 0 | 10,000,000 | 0 | 0 | 0 | 0 | 10,000,000 | 0 |
| GF.2010200-09 | Arrendamientos | 0 | 0 | 0 | 0 | 0 | 0 | 0 | 0 | 0 | 0 | 0 | 0 |
| GF.2010200-10 | Servicios de Vigilancia | 83,400,000 | 0 | 0 | 0 | 0 | 83,400,000 | 4,079,869 | 15,299,508 | 0 | 19,379,377 | 56,370,869 | 19,379,377 |
| GF.2010200-11 | Salud ocupacional | 1,000,000 | 0 | 0 | 0 | 0 | 1,000,000 | 0 | 0 | 1,000,000 | 1,000,000 | 0 | 1,000,000 |
| GF.2010300 | Otros Gastos Generales | 10,000,000 | 0 | 0 | 0 | 0 | 10,000,000 | 73,467 | 138,986 | 100,739 | 313,192 | 9,686,808 | 0 |
| GF.2010300-01 | Comisiones, Intereses y Gastos | 10,000,000 | 0 | 0 | 0 | 0 | 10,000,000 | 73,467 | 138,986 | 100,739 | 313,192 | 9,686,808 | 0 |
| GF.2020000 | GASTOS DE OPERACION | 2,795,561,644 | 10,833,447 | 0 | 31,765,592 | 690,714,026 | 2,147,446,657 | 152,155,237 | 166,352,736 | 194,897,057 | 513,405,030 | 1,377,363,463 | 278,781,551 |
| GF.2020100 | Adquisición de Bienes | 156,000,000 | 0 | 0 | 24,912,650 | 24,912,650 | 156,000,000 | 0 | 37,049,651 | 24,182,370 | 61,232,021 | 46,087,350 | 24,182,370 |
| GF.2020102 | Otros | 156,000,000 | 0 | 0 | 24,912,650 | 24,912,650 | 156,000,000 | 0 | 37,049,651 | 24,182,370 | 61,232,021 | 46,087,350 | 24,182,370 |
| GF.2020102-01 | Compra de Equipo | 0 | 0 | 0 | 24,912,650 | 24,912,650 | 131,087,350 | 0 | 12,137,001 | 24,182,370 | 36,319,371 | 46,087,350 | 24,182,370 |
| GF.2020102-02 | Materiales y Suministros | 156,000,000 | 0 | 0 | 0 | 0 | 156,000,000 | 0 | 0 | 0 | 0 | 0 | 0 |
| GF.2020200 | Adquisición de Servicios | 2,639,561,644 | 10,833,447 | 0 | 6,852,942 | 665,801,376 | 1,991,446,657 | 152,155,237 | 129,303,084 | 170,714,687 | 452,173,009 | 1,331,276,113 | 254,599,181 |
| GF.2020200-01 | Mantenimiento | 658,869,480 | 10,833,447 | 0 | 0 | 0 | 669,702,927 | 17,727,482 | 37,730,096 | 67,482,777 | 122,940,355 | 408,085,529 | 47,139,940 |
| GF.2020200-0101 | Mantenimiento y Reparacion general | 251,036,698 | 10,833,447 | 0 | 0 | 0 | 261,870,145 | 0 | 0 | 21,688,182 | 21,688,182 | 190,245,289 | 0 |
| GF.2020200-0102 | servicio de Aseo | 366,832,782 | 0 | 0 | 0 | 0 | 366,832,782 | 17,727,482 | 37,553,961 | 41,267,949 | 96,549,392 | 190,840,240 | 42,613,294 |
| GF.2020200-0103 | Gastos de Computador | 5,000,000 | 0 | 0 | 0 | 0 | 5,000,000 | 0 | 0 | 0 | 0 | 5,000,000 | 0 |
| GF.2020200-0104 | Combustibles, lubricantes y llantas | 36,000,000 | 0 | 0 | 0 | 0 | 36,000,000 | 0 | 176,135 | 4,526,646 | 4,702,781 | 22,000,000 | 4,526,646 |
| GF.2020200-02 | Servicios Públicos | 673,632,000 | 0 | 0 | 0 | 0 | 673,632,000 | 55,950,424 | 45,810,811 | 40,908,599 | 142,669,834 | 530,962,166 | 91,502,868 |
| GF.2020200-03 | Seguros | 45,000,000 | 0 | 0 | 6,852,942 | 0 | 51,852,942 | 51,852,942 | 0 | 0 | 51,852,942 | 0 | 0 |
| GF.2020200-04 | Impresos y Publicaciones | 674,872,164 | 0 | 0 | 0 | 465,801,376 | 209,070,788 | 0 | 5,705,658 | 3,230,318 | 8,935,976 | 181,070,788 | 3,230,318 |
| GF.2020200-05 | Comunicaciones y Transporte | 85,148,000 | 0 | 0 | 0 | 0 | 85,148,000 | 5,726,070 | 5,249,405 | 6,301,000 | 17,276,475 | 62,341,925 | 5,184,000 |
| GF.2020200-06 | Imprevistos | 10,000,000 | 0 | 0 | 0 | 0 | 10,000,000 | 0 | 0 | 955,372 | 955,372 | 8,044,628 | 0 |
| GF.2020200-09 | Bienestar Social | 5,000,000 | 0 | 0 | 0 | 0 | 5,000,000 | 0 | 0 | 0 | 0 | 5,000,000 | 0 |
| GF.2020200-10 | Capacitación | 5,000,000 | 0 | 0 | 0 | 0 | 5,000,000 | 0 | 0 | 0 | 0 | 5,000,000 | 0 |
| GF.2020200-11 | Servicio de Vigilancia | 479,040,000 | 0 | 0 | 0 | 200,000,000 | 279,040,000 | 20,898,319 | 34,807,114 | 50,106,622 | 105,812,055 | 130,771,077 | 105,812,055 |
| GF.2020200-12 | Salud ocupacional | 3,000,000 | 0 | 0 | 0 | 0 | 3,000,000 | 0 | 0 | 1,730,000 | 1,730,000 | 0 | 1,730,000 |
| GF.2020300 | OTROS GASTOS GENERALES | 0 | 0 | 0 | 1,410,561,037 | 0 | 1,410,561,037 | 0 | 588,168,684 | 0 | 588,168,684 | 793,213,706 | 365,781,025 |
| GF.2020300-01 | Pasivos de Vigencia expiradas de funcionamiento | 0 | 0 | 0 | 1,410,561,037 | 0 | 1,410,561,037 | 0 | 588,168,684 | 0 | 588,168,684 | 793,213,706 | 365,781,025 |
| GF.2020400 | CUENTA POR PAGAR VIG ANTERIORES | 1,100,000,000 | 2,902,044,485 | 0 | 1,487,625,488 | 0 | 5,489,669,973 | 975,786,381 | 3,399,019,366 | 2,996,520 | 4,377,802,267 | 1,084,452,545 | 560,396,757 |
| GF.2020400-01 | CUENTA POR PAGAR VIG ANTERIORES DE FUNCIONAMIENTO | 1,100,000,000 | 2,902,044,485 | 0 | 1,487,625,488 | 0 | 5,489,669,973 | 975,786,381 | 3,399,019,366 | 2,996,520 | 4,377,802,267 | 1,084,452,545 | 560,396,757 |
| GG.3000000 | TRANSFERENCIAS CORRIENTES | 0 | 0 | 0 | 2,110,655,018 | 0 | 2,110,655,018 | 0 | 0 | 0 | 0 | 2,110,655,018 | 0 |
| GG.3400000 | OTRAS TRANSFERENCIAS | 0 | 0 | 0 | 2,110,655,018 | 0 | 2,110,655,018 | 0 | 0 | 0 | 0 | 2,110,655,018 | 0 |
| GG.3400100 | Sentencias y Conciliaciones | 0 | 0 | 0 | 2,110,655,018 | 0 | 2,110,655,018 | 0 | 0 | 0 | 0 | 2,110,655,018 | 0 |

Periodo comprendido entre: ENERO 01 DE 2022 y MARZO 31 DE 2022

EMPRESA SOCIAL DEL ESTADO BARRANCABERMEJA
EJECUCION DE GASTOS OBLIGACIONES ACUMULADAS

| CODIGO PPTAL | DENOMINACION PPTAL | PPTO INICIAL | ADICIONES | REDUCCION | CREDITO | CONTRA CREDITOS | PPTO DEFINITIVO | ENERO | FEBRERO | MARZO | OBLIGACION ACUMULADAS | SALDO POR EJECUTAR | SALDO POR PAGAR |
|---------------|---|---------------|---------------|-----------|-------------|-----------------|-----------------|-------------|-------------|-------------|-----------------------|--------------------|-----------------|
| GO.4000000 | GASTOS DE OPERACION COMERCIAL Y DE PRESTACION DE SERVICIOS | 1,443,000,000 | 0 | 0 | 339,749,000 | 12,477,150 | 1,770,271,850 | 119,839,827 | 319,540,283 | 76,509,915 | 515,890,025 | 958,954,100 | 249,866,686 |
| GO.4100000 | GASTOS DE COMERCIALIZACION | 600,000,000 | 0 | 0 | 0 | 12,477,150 | 587,522,850 | 40,911,014 | 60,221,540 | 15,254,286 | 116,386,840 | 377,522,850 | 116,386,840 |
| GO.4100100 | Compra de Bienes para la Venta | 600,000,000 | 0 | 0 | 0 | 12,477,150 | 587,522,850 | 40,911,014 | 60,221,540 | 15,254,286 | 116,386,840 | 377,522,850 | 116,386,840 |
| GO.4100100-01 | Productos Farmacéuticos | 600,000,000 | 0 | 0 | 0 | 12,477,150 | 587,522,850 | 40,911,014 | 60,221,540 | 15,254,286 | 116,386,840 | 377,522,850 | 116,386,840 |
| GO.4200000 | GASTOS DE PRESTACION DE SERVICIOS | 743,000,000 | 0 | 0 | 12,477,150 | 0 | 755,477,150 | 8,747,978 | 76,326,128 | 61,255,629 | 146,329,735 | 413,500,000 | 125,656,750 |
| GO.4200100 | Compra de Bienes para la Prestación de Servicios | 440,000,000 | 0 | 0 | 12,477,150 | 0 | 452,477,150 | 552,143 | 65,995,132 | 33,259,445 | 99,806,720 | 241,000,000 | 87,329,570 |
| GO.4200100-01 | Material Médico-Quirúrgico | 200,000,000 | 0 | 0 | 0 | 0 | 200,000,000 | 552,143 | 7,677,232 | 8,112,006 | 16,341,381 | 110,000,000 | 16,341,381 |
| GO.4200100-02 | Material Odontológico | 30,000,000 | 0 | 0 | 0 | 0 | 30,000,000 | 0 | 13,876,590 | 5,453,294 | 19,329,884 | 10,000,000 | 19,329,884 |
| GO.4200100-03 | Material Laboratorio Clínico | 200,000,000 | 0 | 0 | 0 | 0 | 200,000,000 | 0 | 31,964,160 | 19,223,800 | 51,187,960 | 120,000,000 | 51,187,960 |
| GO.4200100-04 | Gases Medicinales-Oxigeno | 10,000,000 | 0 | 0 | 0 | 0 | 10,000,000 | 0 | 0 | 470,345 | 470,345 | 1,000,000 | 470,345 |
| GO.4200100-05 | Equipos e instrumental Medico-Quirurgico Odontológico y Laboratorio Clínico | 0 | 0 | 0 | 12,477,150 | 0 | 12,477,150 | 0 | 12,477,150 | 0 | 12,477,150 | 0 | 0 |
| GO.4200200 | COMPRA DE SERVICIOS PARA LA VENTA | 303,000,000 | 0 | 0 | 0 | 0 | 303,000,000 | 8,195,835 | 10,330,996 | 27,996,184 | 46,523,015 | 172,500,000 | 38,327,180 |
| GO.4200200-01 | Servicio de lavanderia | 96,000,000 | 0 | 0 | 0 | 0 | 96,000,000 | 8,195,835 | 0 | 16,254,689 | 24,450,524 | 48,000,000 | 16,254,689 |
| GO.4200200-02 | Contratacion de Servicios Asistenciales | 207,000,000 | 0 | 0 | 0 | 0 | 207,000,000 | 0 | 10,330,996 | 11,741,495 | 22,072,491 | 124,500,000 | 22,072,491 |
| GO.4200300 | CUENTA POR PAGAR VIG ANTERIORES COMERCIALIZACION | 100,000,000 | 0 | 0 | 207,085,411 | 0 | 307,085,411 | 70,180,835 | 182,992,615 | 0 | 253,173,450 | 47,744,811 | 7,823,096 |
| GO.4200300-01 | CUENTA POR PAGAR VIG ANTERIORES COMERCIALIZACION | 100,000,000 | 0 | 0 | 207,085,411 | 0 | 307,085,411 | 70,180,835 | 182,992,615 | 0 | 253,173,450 | 47,744,811 | 7,823,096 |
| GO.4200400 | PASIVOS DE VIGENCIAS EXPIRADAS PASIVOS DE VIGENCIAS EXPIRADAS DE OPERACION COMERCIAL Y DE PRESTACION DE SERVICIOS | 0 | 0 | 0 | 120,186,439 | 0 | 120,186,439 | 0 | 0 | 0 | 0 | 120,186,439 | 0 |
| GO.4200400-01 | PASIVOS DE VIGENCIAS EXPIRADAS DE OPERACION COMERCIAL Y DE PRESTACION DE SERVICIOS | 0 | 0 | 0 | 120,186,439 | 0 | 120,186,439 | 0 | 0 | 0 | 0 | 120,186,439 | 0 |
| GP.8000000 | GASTOS Y/O PROYECTOS DE INVERSION | 300,000,000 | 6,421,662,044 | 0 | 131,676,584 | 0 | 6,853,338,628 | 99,747,982 | 38,919,491 | 374,275,516 | 512,942,989 | 5,471,798,369 | 40,111,484 |
| GP.8001100 | PROYECTOS | 0 | 152,353,935 | 0 | 0 | 0 | 152,353,935 | 0 | 0 | 0 | 0 | 152,353,935 | 0 |
| GP.8001100-01 | Infraestructura Hospitalaria | 0 | 6,795,645 | 0 | 0 | 0 | 6,795,645 | 0 | 0 | 0 | 0 | 6,795,645 | 0 |
| GP.8001100-02 | Dotacion Hospitalaria | 0 | 145,558,290 | 0 | 0 | 0 | 145,558,290 | 0 | 0 | 0 | 0 | 145,558,290 | 0 |
| GP.8001100-03 | Otros Gastos de Inversion | 0 | 0 | 0 | 0 | 0 | 0 | 0 | 0 | 0 | 0 | 0 | 0 |
| GP.8002200 | CUENTA POR PAGAR VIG ANTERIORES INVERSION | 300,000,000 | 6,269,308,109 | 0 | 0 | 0 | 6,569,308,109 | 99,747,982 | 23,604,256 | 374,275,516 | 497,627,754 | 5,319,444,434 | 40,111,484 |
| GP.8002200-01 | CUENTA POR PAGAR VIG ANTERIORES INVERSION | 300,000,000 | 6,269,308,109 | 0 | 0 | 0 | 6,569,308,109 | 99,747,982 | 23,604,256 | 374,275,516 | 497,627,754 | 5,319,444,434 | 40,111,484 |
| GP.8003300 | PASIVOS DE VIGENCIAS EXPIRADAS PASIVOS DE VIGENCIAS EXPIRADAS DE GASTOS Y/O PROYECTOS DE INVERSION | 0 | 0 | 0 | 131,676,584 | 0 | 131,676,584 | 0 | 15,315,235 | 0 | 15,315,235 | 0 | 0 |
| GP.8003300-01 | PASIVOS DE VIGENCIAS EXPIRADAS DE GASTOS Y/O PROYECTOS DE INVERSION | 0 | 0 | 0 | 131,676,584 | 0 | 131,676,584 | 0 | 15,315,235 | 0 | 15,315,235 | 0 | 0 |



ELISA FERNANDA PEÑA REYES
Subdirectora Administrativa y Financiera